

**VEDANTA LIMITED**  
**PRE-ARRANGEMENT SHAREHOLDING PATTERN**

1. Name of Listed Entity: <b>VEDANTA LIMITED</b>			
2. Scrip Code/Name of Scrip/Class of Security: <b>500295,VEDL,EQUITY SHARES</b>			
3. Share Holding Pattern Filed under: <b>Reg 31(1)(b)</b>			
a. if under 31(1)(b) then indicate the report for quarter ending: <b>September 30, 2023</b>			
b. if under 31(1)(c) then indicate date of allotment/extinguishment: <b>NA</b>			
4. Declaration : The Listed entity is required to submit the following declaration to the extent of submission of information:			
	Particulars	YES*	NO*
a	Whether the Listed Entity has issued any partly paid up shares		No
b	Whether the Listed Entity has issued any Convertible Securities or Warrants?		No
c	Whether the Listed Entity has any shares against which depository receipts are issued?		No
d	Whether the Listed Entity has any shares in locked-in?		No
e	Whether any shares held by promoters are pledge or otherwise encumbered?	Yes	
f	Whether the listed entity has any significant beneficial owner?	Yes	
*if the Listed Entity selects the option 'NO' for the questions above, the columns for the partly paid up shares, Outstanding Convertible Securities/Warrants, depository receipts, locked-in shares, No of shares pledged or otherwise encumbered by promoters, as applicable, shall not be displayed at the time of dissemination on the Stock Exchange website. Also wherever there is 'No' declared by Listed entity in above table the values will be considered as 'Zero' by default on submission of the format of holding of specified securities.			
5. The tabular format for disclosure of holding of specified securities is as follows:			

*Rama Jaluray*

12



Table I - Summary Statement holding of specified securities

Category	Category of Shareholder	No of Shareholders	No of fully paid up equity shares held	No of Partly paid-up equity shares held	No of Shares Underlying Depository Receipts	Total No of Shares Held (VII) = (IV)+(V)+(VI)	Shareholding as a % of total no of shares (As a % of (A+B+C2))	Number of Voting Rights held in each class of securities			No of Shares Underlying Outstanding convertible securities (Including Warrants)	Shareholding as a % assuming full conversion of convertible Securities (as a percentage of diluted share capital)	Number of Locked in Shares		Number of Shares pledged or otherwise encumbered		Number of equity shares held in dematerialized form	
								No of Voting Rights		Total as a % of (A+B+C)			No.	As a % of total Shares held	No.	As a % of total Shares held		
								Class X	Class Y	Total								
(i)	(ii)	(iii)	(iv)	(v)	(vi)	(vii)	(viii)	(ix)			(x)	(xi)	(xii)		(xiii)		(xiv)	
(A)	Promoter & Promoter Group	10	2368349949	0	0	2368349949	63.71	2368349949	0	2368349949	63.71	0	63.71	0	0	2368189293	99.99	2368349949
(B)	Public	1942789	1345937106	0	0	1345937106	36.21	1345937106	0	1345937106	36.21	0	36.21	0	0	NA	NA	1339084795
(C)	Non Promoter-Non Public																	
(C1)	Shares underlying DRs	0	0	0	0	0	NA	0	0	0	0.00	0	NA	0	0.00	NA	NA	0
(C2)	Shares held by Employees Trusts	1	2919184	0	0	2919184	0.08	2919184	0	2919184	0.08	0	0.08	0	0	NA	NA	2919184
	<b>Total:</b>	<b>1942800</b>	<b>3717206239</b>	<b>0</b>	<b>0</b>	<b>3717206239</b>	<b>100.00</b>	<b>3717206239</b>	<b>0</b>	<b>3717206239</b>	<b>100.00</b>	<b>0</b>	<b>100.00</b>	<b>0</b>	<b>0.00</b>	<b>2368189293</b>	<b>99.99</b>	<b>3710353928</b>

BH ✓



Table II - Statement showing shareholding pattern of the Promoter and Promoter Group

Category	Category & Name of the Shareholder	No of Shareholders	No of fully paid up equity shares held	No of Partly paid up equity shares held	No of Shares Underlying Depository Receipts	Total No of Shares Held (IV+V+VI)	Shareholding as a % of total no of shares (calculated as per SCRR, 1957 (VIII) As a % of (A+B+C2)	Number of Voting Rights held in each class of securities			No of Shares Underlying Outstanding convertible securities (Including Warrants)	Shareholding as a % assuming full conversion of convertible Securities (as a percentage of diluted share capital) (VII)+(X) As a % of (A+B+C2)	Number of Locked in Shares		Number of Shares pledged or otherwise encumbered		Number of equity shares held in dematerialized form	Shareholder type (Promoter/ Promoter Group)	
								No of Voting Rights		Total as a % of (A+B+C)			No.	As a % of total	No.	As a % of total Shares held			
								Class X	Class Y										Total
	(I)	(III)	(IV)	(V)	(VI)	(VII)	(VIII)	(IX)			(X)	(XI)	(XII)		(XIII)	(XIV)			
(1)	Indian																		
(a)	Individuals/Hindu undivided Family	4	160656	0	0	160656	0.00	160656	0	160656	0.00	0	0.00	0	0.00	0	0.00	160656	
	PRAVIN AGARWAL	1	18660	0	0	18660	0.00	18660	0	18660	0.00	0	0.00	0	0.00	0	0.00	18660	Promoter Group
	SUMAN DIDWANIA	1	87696	0	0	87696	0.00	87696	0	87696	0.00	0	0.00	0	0.00	0	0.00	87696	Promoter Group
	ANKIT AGARWAL	1	36300	0	0	36300	0.00	36300	0	36300	0.00	0	0.00	0	0.00	0	0.00	36300	Promoter Group
	SAKSHI MODY	1	18000	0	0	18000	0.00	18000	0	18000	0.00	0	0.00	0	0.00	0	0.00	18000	Promoter Group
	ANIL AGARWAL	0	0	0	0	0	0.00	0	0	0	0.00	0	0.00	0	0.00	0	0.00	0	Promoter
	VEDVATI AGARWAL	0	0	0	0	0	0.00	0	0	0	0.00	0	0.00	0	0.00	0	0.00	0	Promoter Group
	NAVIN AGARWAL	0	0	0	0	0	0.00	0	0	0	0.00	0	0.00	0	0.00	0	0.00	0	Promoter Group
	KIRAN AGARWAL	0	0	0	0	0	0.00	0	0	0	0.00	0	0.00	0	0.00	0	0.00	0	Promoter Group
	AGNIVESH AGARWAL	0	0	0	0	0	0.00	0	0	0	0.00	0	0.00	0	0.00	0	0.00	0	Promoter Group
	PRIYA AGARWAL	0	0	0	0	0	0.00	0	0	0	0.00	0	0.00	0	0.00	0	0.00	0	Promoter Group
	PRATIK AGARWAL	0	0	0	0	0	0.00	0	0	0	0.00	0	0.00	0	0.00	0	0.00	0	Promoter Group
(b)	Central Government/State Government(s)	0	0	0	0	0	0.00	0	0	0	0.00	0	0.00	0	0.00	0	0.00	0	
(c)	Financial Institutions/Banks	0	0	0	0	0	0.00	0	0	0	0.00	0	0.00	0	0.00	0	0.00	0	
(d)	Any Other	0	0	0	0	0	0.00	0	0	0	0.00	0	0.00	0	0.00	0	0.00	0	
	HARE KRISHNA PACKAGING PVT LIMITED	0	0	0	0	0	0.00	0	0	0	0.00	0	0.00	0	0.00	0	0.00	0	Promoter Group
	STERLITE METALS ROLLING MILLS PVT LIMITED	0	0	0	0	0	0.00	0	0	0	0.00	0	0.00	0	0.00	0	0.00	0	Promoter Group
	Sub-Total (A)(1)	4	160656	0	0	160656	0.00	160656	0	160656	0.00	0	0.00	0	0.00	0	0.00	160656	
(2)	Foreign																		
(a)	Individuals (Non-Resident Individuals/Foreign Individuals)	0	0	0	0	0	0.00	0	0	0	0.00	0	0.00	0	0.00	0	0.00	0	
(b)	Government	0	0	0	0	0	0.00	0	0	0	0.00	0	0.00	0	0.00	0	0.00	0	
(c)	Institutions	0	0	0	0	0	0.00	0	0	0	0.00	0	0.00	0	0.00	0	0.00	0	
(d)	Foreign Portfolio Investor	0	0	0	0	0	0.00	0	0	0	0.00	0	0.00	0	0.00	0	0.00	0	
(e)	Any Other	6	2368189293	0	0	2368189293	63.71	2368189293	0	2368189293	63.71	0	0.00	2368189293	100.00	2368189293	100.00	2368189293	
	WELTER TRADING LIMITED	1	38241056	0	0	38241056	1.03	38241056	0	38241056	1.03	0	0.00	38241056	100.00	38241056	100.00	38241056	Promoter Group
	FINSIDER INTERNATIONAL COMPANY LIMITED	1	163464540	0	0	163464540	4.40	163464540	0	163464540	4.40	0	0.00	163464540	100.00	163464540	100.00	163464540	Promoter
	TWIN STAR HOLDINGS LTD	1	1564805858	0	0	1564805858	42.10	1564805858	0	1564805858	42.10	0	0.00	1564805858	100.00	1564805858	100.00	1564805858	Promoter Group
	VEDANTA HOLDINGS MAURITIUS LIMITED	1	107342705	0	0	107342705	2.89	107342705	0	107342705	2.89	0	0.00	107342705	100.00	107342705	100.00	107342705	Promoter Group
	VEDANTA HOLDINGS MAURITIUS II LIMITED	1	492820420	0	0	492820420	13.26	492820420	0	492820420	13.26	0	0.00	492820420	100.00	492820420	100.00	492820420	Promoter Group
	VEDANTA NETHERLANDS INVESTMENTS B.V.	1	1514714	0	0	1514714	0.04	1514714	0	1514714	0.04	0	0.00	1514714	100.00	1514714	100.00	1514714	Promoter Group
	VEDANTA NETHERLANDS INVESTMENTS II B.V.	0	0	0	0	0	0.00	0	0	0	0.00	0	0.00	0	0.00	0	0.00	0	Promoter Group
	VEDANTA UK INVESTMENTS LIMITED	0	0	0	0	0	0.00	0	0	0	0.00	0	0.00	0	0.00	0	0.00	0	Promoter Group
	WESTGLOBE LIMITED	0	0	0	0	0	0.00	0	0	0	0.00	0	0.00	0	0.00	0	0.00	0	Promoter Group
	RICHTER HOLDING LIMITED, CYPRUS	0	0	0	0	0	0.00	0	0	0	0.00	0	0.00	0	0.00	0	0.00	0	Promoter Group
	VEDANTA RESOURCES CYPRUS LIMITED (VRCL, CYPRUS)	0	0	0	0	0	0.00	0	0	0	0.00	0	0.00	0	0.00	0	0.00	0	Promoter Group
	VEDANTA RESOURCES MAURITIUS LIMITED	0	0	0	0	0	0.00	0	0	0	0.00	0	0.00	0	0.00	0	0.00	0	Promoter Group
	VEDANTA RESOURCES HOLDINGS LIMITED (VRHL, UK)	0	0	0	0	0	0.00	0	0	0	0.00	0	0.00	0	0.00	0	0.00	0	Promoter Group
	VEDANTA FINANCE UK LIMITED (VFUL)	0	0	0	0	0	0.00	0	0	0	0.00	0	0.00	0	0.00	0	0.00	0	Promoter Group
	VEDANTA RESOURCES LIMITED, UK	0	0	0	0	0	0.00	0	0	0	0.00	0	0.00	0	0.00	0	0.00	0	Promoter Group
	VEDANTA HOLDINGS JERSEY LIMITED	0	0	0	0	0	0.00	0	0	0	0.00	0	0.00	0	0.00	0	0.00	0	Promoter Group
	VOLCAN INVESTMENTS CYPRUS LIMITED	0	0	0	0	0	0.00	0	0	0	0.00	0	0.00	0	0.00	0	0.00	0	Promoter Group
	VEDANTA RESOURCES FINANCE LIMITED	0	0	0	0	0	0.00	0	0	0	0.00	0	0.00	0	0.00	0	0.00	0	Promoter Group
	VEDANTA RESOURCES FINANCE II PLC	0	0	0	0	0	0.00	0	0	0	0.00	0	0.00	0	0.00	0	0.00	0	Promoter Group
	ANIL AGARWAL DISCRETIONARY TRUST	0	0	0	0	0	0.00	0	0	0	0.00	0	0.00	0	0.00	0	0.00	0	Promoter Group
	CONCLAVE PTC LIMITED	0	0	0	0	0	0.00	0	0	0	0.00	0	0.00	0	0.00	0	0.00	0	Promoter Group
	VOLCAN INVESTMENTS LIMITED	0	0	0	0	0	0.00	0	0	0	0.00	0	0.00	0	0.00	0	0.00	0	Promoter Group
	Sub-Total (A)(2)	6	2368189293	0	0	2368189293	63.71	2368189293	0	2368189293	63.71	0	0.00	2368189293	100.00	2368189293	100.00	2368189293	
	Total Shareholding of Promoter and Promoter Group (A)=(A)(1)+(A)(2)	10	2368349949	0	0	2368349949	63.71	2368349949	0	2368349949	63.71	0	0.00	2368189293	99.99	2368349949	99.99	2368349949	

Note: During the second quarter, the shareholding of Vedanta Netherlands Investment B.V. and Twin Star Holdings Limited in Vedanta Limited has been reduced to 15,14,714 equity shares and 1,56,48,05,858 equity shares respectively due to which the total shareholding of Promoter and Promoter Group has been reduced from 68.11% to 63.71%.









Table IV - Statement showing shareholding pattern of the Non Promoter - Non Public Shareholder

Category	Category & Name of the Shareholder	No. of Shareholders	No. of fully paid up equity shares held	No. of Partly paid-up equity shares held	No. of Shares Underlying Depository Receipts	Total No. of Shares Held (IV+V+VI)	Shareholding as a % of total no of shares (A+B+C2)	Number of Voting Rights held in each class of securities			No of Shares Underlying Outstanding convertible securities (Including Warrants)	Total Shareholding as a % assuming full conversion of convertible Securities (as a percentage of diluted share capital)	Number of Locked in Shares		Number of Shares pledged or otherwise encumbered		Number of equity shares held in dematerialized form	
								No of Voting Rights		Total as a % of (A+B+C)			No.	As a % of total Shares held	No.	As a % of total Shares held		
								Class X	Class Y	Total								
(I)	(III)	(IV)	(V)	(VI)	(VII)	(VIII)	(IX)			(X)	(XI)	(XII)		(XIII)	(XIV)			
(1)	Custodian/DR Holder	0	0	0	0	0	0.00	0	0	0	0.00	0	0.00	0	0.00	NA	NA	0
(2)	Employee Benefit Trust / Employee Welfare Trust under SEBI (Share Based Employee Benefits and Sweat Equity) Regulations, 2021	1	2919184	0	0	2919184	0.08	2919184	0	2919184	0.08	0	0.08	0	0.00	NA	NA	2919184
	<b>Total Non-Promoter-Non Public Shareholding (C) = (C)(1)+(C)</b>	<b>1</b>	<b>2919184</b>	<b>0</b>	<b>0</b>	<b>2919184</b>	<b>0.08</b>	<b>2919184</b>	<b>0</b>	<b>2919184</b>	<b>0.08</b>	<b>0</b>	<b>0.08</b>	<b>0</b>	<b>0.00</b>	<b>NA</b>	<b>NA</b>	<b>2919184</b>

Note: As per Regulation 3(5) of the SEBI(Share based Employee Benefits and Sweat Equity) Regulations, 2021 the voting rights of Vedanta Limited ESOS Trust are reserved

*Handwritten signature*



Table V - Significant Beneficial Owner

Sr. No.	Details of the SBO				Details of the registered owner				Details of holding/ exercise of right of the SBO in the reporting company, whether					Date of creation / acquisition of significant beneficial interest
	Name	Passport No. in case of a foreign national	Nationality	Nationality (Applicable in case of Any other is selected)	Name	Passport No. in case of a foreign national	Nationality	Nationality (Applicable in case of Any other is selected)	Whether by virtue of:					
									Shares	Voting rights	Rights on distributable dividend or any other distribution	Exercise of control	Exercise of significant influence	
1	Anil Kumar Agarwal	NA	India	NA	FINSIDER INTERNATIONAL COMPANY LIMITED		Any other	It is a Body Corporate in London	4.4			No	No	11-12-2007
		NA	India	NA	WELTER TRADING LIMITED		Any other	It is a Body Corporate in Cyprus	1.03			No	No	11-12-2007
		NA	India	NA	TWIN STAR HOLDINGS LIMITED		Any other	It is a Body Corporate in Mauritius	42.1			No	No	11-12-2007
		NA	India	NA	VEDANTA HOLDINGS MAURITIUS II LIMITED		Any other	It is a Body Corporate in Mauritius	13.26			No	No	24-12-2020
		NA	India	NA	VEDANTA HOLDINGS MAURITIUS LIMITED		Any other	It is a Body Corporate in Mauritius	2.89			No	No	16-04-2021
		NA	India	NA	VEDANTA NETHERLANDS INVESTMENTS B.V		Any other	It is a Body Corporate in Netherlands	0.04			No	No	23-11-2021

**Note:**

- Vedanta Limited is a majority-owned and controlled subsidiary of Vedanta Resources Limited ('VRL'). Vulcan Investments Limited ('Vulcan') and its subsidiary hold 100.0% of the share capital and 100.0% of the voting rights of VRL. Vulcan is a holding company, 100.0% beneficially owned and controlled by the Anil Agarwal Discretionary Trust ('Trust'). Conclave PTC Limited ('Conclave') is the trustee of the Trust and the sole registered shareholder of Vulcan. VRL's shares are beneficially owned by Vulcan which may be deemed to be beneficially owned by the Trust, of which Mr. Anil Agarwal is the protector and with effect from October 16, 2014, one of the beneficiaries.

- During the second quarter, the shareholding of Vedanta Netherlands Investment B.V. and Twin Star Holdings Limited in Vedanta Limited has been reduced to 15,14,714 equity shares and 1,56,48,05,858 equity shares respectively due to which the total shareholding of Promoter and Promoter Group has been reduced from 68.11% to 63.71%.





**Table VI - Statement showing foreign ownership limits**

	<b>Board Approved Limits</b>	<b>Limits Utilized</b>
As on shareholding date	100%	7.82%
As on the end of previous 1st quarter	100%	7.48%
As on the end of previous 2nd quarter	100%	7.88%
As on the end of previous 3rd quarter	100%	7.90%
As on the end of previous 4th quarter	100%	8.09%

*Handwritten signature*



**VEDANTA LIMITED**  
**POST-ARRANGEMENT SHAREHOLDING PATTERN**

1. Name of Listed Entity: **VEDANTA LIMITED**
2. Scrip Code/Name of Scrip/Class of Security: **500295,VEDL,EQUITY SHARES**
3. Share Holding Pattern Filed under: **Reg 31(1)(b)**
  - a. if under 31(1)(b) then indicate the report for quarter ending
  - b. if under 31(1)(c) then indicate date of allotment/extinguishment

***This is the Post-Arrangement Shareholding Pattern filed as per the requirements of Stock Exchanges prescribed in accordance with SEBI Master Circular dated June 20, 2023 relating to Scheme of Arrangement by Listed Entities. This Shareholding Pattern is based on the Shareholding data of Vedanta Limited (Demerged Entity) as on September 30, 2023***

4. Declaration : The Listed entity is required to submit the following declaration to the extent of submission of information:

	Particulars	YES*	NO*
a	Whether the Listed Entity has issued any partly paid up shares		No
b	Whether the Listed Entity has issued any Convertible Securities or Warrants?		No
c	Whether the Listed Entity has any shares against which depository receipts are issued?		No
d	Whether the Listed Entity has any shares in locked-in?		No
e	Whether any shares held by promoters are pledge or otherwise encumbered?	Yes	
f	Whether the listed entity has any significant beneficial owner?	Yes	

\*if the Listed Entity selects the option 'NO' for the questions above, the columns for the partly paid up shares, Outstanding Convertible Securities/Warrants, depository receipts, locked-in shares, No of shares pledged or otherwise encumbered by promoters, as applicable, shall not be displayed at the time of dissemination on the Stock Exchange website. Also wherever there is 'No' declared by Listed entity in above table the values will be considered as 'Zero' by default on submission of the format of holding of specified securities.

5. The tabular format for disclosure of holding of specified securities is as follows:





Table I - Summary Statement holding of specified securities

Category	Category of Shareholder	No of Shareholders	No of fully paid up equity shares held	No of Partly paid-up equity shares held	No of Shares Underlying Depository Receipts	Total No of Shares Held (VII) = (IV)+(V)+(VI)	Shareholding as a % of total no of shares (As a % of (A+B+C2))	Number of Voting Rights held in each class of securities			No of Shares Outstanding convertible securities (Including Warrants)	Shareholding as a % assuming full conversion of convertible Securities (as a percentage of diluted share capital)	Number of Locked in Shares		Number of Shares pledged or otherwise encumbered		Number of equity shares held in dematerialized form	
								No of Voting Rights	Total as a % of (A+B+C)				No.	As a % of total Shares held	No.	As a % of total Shares held		
(I)	(II)	(III)	(IV)	(V)	(VI)	(VII)	(VIII)	Class X	Class Y	Total (IX)	(X)	(XI)	(XII)	(XIII)	(XIV)			
(A)	Promoter & Promoter Group	10	2368349949	0	0	2368349949	63.71	2368349949	0	2368349949	63.71	0	63.71	0	0	2368189293	99.99	2368349949
(B)	Public	1942789	1345937106	0	0	1345937106	36.21	1345937106	0	1345937106	36.21	0	36.21	0	0	NA	NA	1339084795
(C)	Non Promoter-Non Public																	
(C1)	Shares underlying DRs	0	0	0	0	0	NA	0	0	0	0.00	0	NA	0	0.00	NA	NA	0
(C2)	Shares held by Employes Trusts	1	2919184	0	0	2919184	0.08	2919184	0	2919184	0.08	0	0.08	0	0	NA	NA	2919184
	<b>Total:</b>	<b>1942800</b>	<b>3717206239</b>	<b>0</b>	<b>0</b>	<b>3717206239</b>	<b>100.00</b>	<b>3717206239</b>	<b>0</b>	<b>3717206239</b>	<b>100.00</b>	<b>0</b>	<b>100.00</b>	<b>0</b>	<b>0.00</b>	<b>2368189293</b>	<b>99.99</b>	<b>3710353928</b>

*Handwritten signature*



Table II - Statement showing shareholding pattern of the Promoter and Promoter Group

Category	Category & Name of the Shareholder	No of Shareholders	No of fully paid up equity shares held	No of Partly paid-up equity shares held	No of Shares Underlying Depository Receipts	Total No of Shares Held (IV+V+VI)	Shareholding as a % of total no of shares (calculated as per SCRR, 1957 (VII)) As a % of (A+B+C2)	Number of Voting Rights held in each class of securities			No of Shares Underlying Outstanding convertible securities (Including Warrants)	Shareholding as a % assuming full conversion of convertible Securities (as a percentage of diluted share capital) (VII)+(X) As a % of (A+B+C2)	Number of Locked in Shares		Number of Shares pledged or otherwise encumbered		Number of equity shares held in dematerialized form	Shareholder type (Promoter/Promoter Group)	
								No of Voting Rights		Total as a % of (A+B+C)			No.	As a % of total	No.	As a % of total			
								Class X	Class Y	Total									
(I)	(III)	(IV)	(V)	(VI)	(VII)	(VIII)	(IX)			(X)	(XI)	(XII)		(XIII)		(XIV)			
(1)	Indian																		
(a)	Individuals/Hindu undivided Family	4	160656	0	0	160656	0.00	160656	0	160656	0.00	0	0.00	0	0.00	0	0.00	160656	
	PRAVIN AGARWAL	1	18660	0	0	18660	0.00	18660	0	18660	0.00	0	0.00	0	0.00	0	0.00	18660	Promoter Group
	SUMAN DIDWANIA	1	87696	0	0	87696	0.00	87696	0	87696	0.00	0	0.00	0	0.00	0	0.00	87696	Promoter Group
	ANKIT AGARWAL	1	36300	0	0	36300	0.00	36300	0	36300	0.00	0	0.00	0	0.00	0	0.00	36300	Promoter Group
	SAKSHI MODY	1	18000	0	0	18000	0.00	18000	0	18000	0.00	0	0.00	0	0.00	0	0.00	18000	Promoter Group
	ANIL AGARWAL	0	0	0	0	0	0.00	0	0	0	0.00	0	0.00	0	0.00	0	0.00	0	Promoter
	VEDVATI AGARWAL	0	0	0	0	0	0.00	0	0	0	0.00	0	0.00	0	0.00	0	0.00	0	Promoter Group
	NAVIN AGARWAL	0	0	0	0	0	0.00	0	0	0	0.00	0	0.00	0	0.00	0	0.00	0	Promoter Group
	KIRAN AGARWAL	0	0	0	0	0	0.00	0	0	0	0.00	0	0.00	0	0.00	0	0.00	0	Promoter Group
	AGNIVESH AGARWAL	0	0	0	0	0	0.00	0	0	0	0.00	0	0.00	0	0.00	0	0.00	0	Promoter Group
	PRIYA AGARWAL	0	0	0	0	0	0.00	0	0	0	0.00	0	0.00	0	0.00	0	0.00	0	Promoter Group
	PRATIK AGARWAL	0	0	0	0	0	0.00	0	0	0	0.00	0	0.00	0	0.00	0	0.00	0	Promoter Group
(b)	Central Government/State Government(s)	0	0	0	0	0	0.00	0	0	0	0.00	0	0.00	0	0.00	0	0.00	0	
(c)	Financial Institutions/Banks	0	0	0	0	0	0.00	0	0	0	0.00	0	0.00	0	0.00	0	0.00	0	
(d)	Any Other	0	0	0	0	0	0.00	0	0	0	0.00	0	0.00	0	0.00	0	0.00	0	
	HARE KRISHNA PACKAGING PVT LIMITED	0	0	0	0	0	0.00	0	0	0	0.00	0	0.00	0	0.00	0	0.00	0	Promoter Group
	STERLITE METALS ROLLING MILLS PVT LIMITED	0	0	0	0	0	0.00	0	0	0	0.00	0	0.00	0	0.00	0	0.00	0	Promoter Group
	Sub-Total (A)(1)	4	160656	0	0	160656	0.00	160656	0	160656	0.00	0	0.00	0	0.00	0	0.00	160656	
(2)	Foreign																		
(a)	Individuals (Non-Resident Individuals/Foreign Individuals)	0	0	0	0	0	0.00	0	0	0	0.00	0	0.00	0	0.00	0	0.00	0	
(b)	Government	0	0	0	0	0	0.00	0	0	0	0.00	0	0.00	0	0.00	0	0.00	0	
(c)	Institutions	0	0	0	0	0	0.00	0	0	0	0.00	0	0.00	0	0.00	0	0.00	0	
(d)	Foreign Portfolio Investor	0	0	0	0	0	0.00	0	0	0	0.00	0	0.00	0	0.00	0	0.00	0	
(e)	Any Other	6	2368189293	0	0	2368189293	63.71	2368189293	0	2368189293	63.71	0	0.00	0	0.00	2368189293	100.00	2368189293	
	WELTER TRADING LIMITED	1	38241056	0	0	38241056	1.03	38241056	0	38241056	1.03	0	0.00	0	0.00	38241056	100.00	38241056	Promoter Group
	FINSIDER INTERNATIONAL COMPANY LIMITED	1	163464540	0	0	163464540	4.40	163464540	0	163464540	4.40	0	0.00	0	0.00	163464540	100.00	163464540	Promoter
	TWIN STAR HOLDINGS LTD	1	1564805858	0	0	1564805858	42.10	1564805858	0	1564805858	42.10	0	0.00	0	0.00	1564805858	100.00	1564805858	Promoter Group
	VEDANTA HOLDINGS MAURITIUS LIMITED	1	107342705	0	0	107342705	2.89	107342705	0	107342705	2.89	0	0.00	0	0.00	107342705	100.00	107342705	Promoter Group
	VEDANTA HOLDINGS MAURITIUS II LIMITED	1	492820420	0	0	492820420	13.26	492820420	0	492820420	13.26	0	0.00	0	0.00	492820420	100.00	492820420	Promoter Group
	VEDANTA NETHERLANDS INVESTMENTS B.V.	1	1514714	0	0	1514714	0.04	1514714	0	1514714	0.04	0	0.00	0	0.00	1514714	100.00	1514714	Promoter Group
	VEDANTA NETHERLANDS INVESTMENTS II B.V.	0	0	0	0	0	0.00	0	0	0	0.00	0	0.00	0	0.00	0	0.00	0	Promoter Group
	VEDANTA UK INVESTMENTS LIMITED	0	0	0	0	0	0.00	0	0	0	0.00	0	0.00	0	0.00	0	0.00	0	Promoter Group
	WESTGLOBE LIMITED	0	0	0	0	0	0.00	0	0	0	0.00	0	0.00	0	0.00	0	0.00	0	Promoter Group
	RICHTER HOLDING LIMITED, CYPRUS	0	0	0	0	0	0.00	0	0	0	0.00	0	0.00	0	0.00	0	0.00	0	Promoter Group
	VEDANTA RESOURCES CYPRUS LIMITED (VRCL, CYPRUS)	0	0	0	0	0	0.00	0	0	0	0.00	0	0.00	0	0.00	0	0.00	0	Promoter Group
	VEDANTA RESOURCES MAURITIUS LIMITED	0	0	0	0	0	0.00	0	0	0	0.00	0	0.00	0	0.00	0	0.00	0	Promoter Group
	VEDANTA RESOURCES HOLDINGS LIMITED (VRHL, UK)	0	0	0	0	0	0.00	0	0	0	0.00	0	0.00	0	0.00	0	0.00	0	Promoter Group
	VEDANTA FINANCE UK LIMITED (VFUL)	0	0	0	0	0	0.00	0	0	0	0.00	0	0.00	0	0.00	0	0.00	0	Promoter Group
	VEDANTA RESOURCES LIMITED, UK	0	0	0	0	0	0.00	0	0	0	0.00	0	0.00	0	0.00	0	0.00	0	Promoter Group
	VEDANTA HOLDINGS JERSEY LIMITED	0	0	0	0	0	0.00	0	0	0	0.00	0	0.00	0	0.00	0	0.00	0	Promoter Group
	VOLCAN INVESTMENTS CYPRUS LIMITED	0	0	0	0	0	0.00	0	0	0	0.00	0	0.00	0	0.00	0	0.00	0	Promoter Group
	VEDANTA RESOURCES FINANCE LIMITED	0	0	0	0	0	0.00	0	0	0	0.00	0	0.00	0	0.00	0	0.00	0	Promoter Group
	VEDANTA RESOURCES FINANCE II PLC	0	0	0	0	0	0.00	0	0	0	0.00	0	0.00	0	0.00	0	0.00	0	Promoter Group
	ANIL AGARWAL DISCRETIONARY TRUST	0	0	0	0	0	0.00	0	0	0	0.00	0	0.00	0	0.00	0	0.00	0	Promoter Group
	CONCLAVE PTC LIMITED	0	0	0	0	0	0.00	0	0	0	0.00	0	0.00	0	0.00	0	0.00	0	Promoter Group
	VOLCAN INVESTMENTS LIMITED	0	0	0	0	0	0.00	0	0	0	0.00	0	0.00	0	0.00	0	0.00	0	Promoter Group
	Sub-Total (A)(2)	6	2368189293	0	0	2368189293	63.71	2368189293	0	2368189293	63.71	0	0.00	0	0.00	2368189293	100.00	2368189293	
	Total Shareholding of Promoter and Promoter Group (A)=(A)(1)+(A)(2)	10	2368349949	0	0	2368349949	63.71	2368349949	0	2368349949	63.71	0	0.00	0	0.00	2368189293	99.99	2368349949	







Table IV - Statement showing shareholding pattern of the Non Promoter - Non Public Shareholder

Category	Category & Name of the Shareholder	No. of Shareholders	No. of fully paid up equity shares held	No. of Partly paid-up equity shares held	No. of Shares Underlying Depository Receipts	Total No. of Shares Held (IV+V+VI)	Shareholding as a % of total no of shares (A+B+C2)	Number of Voting Rights held in each class of securities			No of Shares Underlying Outstanding convertible securities (Including Warrants)	Total Shareholding as a % assuming full conversion of convertible Securities (as a percentage of diluted share capital)	Number of Locked in Shares		Number of Shares pledged or otherwise encumbered		Number of equity shares held in dematerialized form	
								No of Voting Rights		Total as a % of (A+B+C)			No.	As a % of total Shares held	No.	As a % of total Shares held		
								Class X	Class Y	Total								
	(I)	(III)	(IV)	(V)	(VI)	(VII)	(VIII)	(IX)			(X)	(XI)	(XII)		(XIII)	(XIV)		
(1)	Custodian/DR Holder	0	0	0	0	0	0.00	0	0	0	0.00	0	0.00	0	0.00	NA	NA	0
(2)	Employee Benefit Trust / Employee Welfare Trust under SEBI (Share Based Employee Benefits and Sweat Equity) Regulations, 2021	1	2919184	0	0	2919184	0.08	2919184	0	2919184	0.08	0	0.08	0	0.00	NA	NA	2919184
	<b>Total Non-Promoter-Non Public Shareholding (C) = (C)(1)+(C)</b>	<b>1</b>	<b>2919184</b>	<b>0</b>	<b>0</b>	<b>2919184</b>	<b>0.08</b>	<b>2919184</b>	<b>0</b>	<b>2919184</b>	<b>0.08</b>	<b>0</b>	<b>0.08</b>	<b>0</b>	<b>0.00</b>	<b>NA</b>	<b>NA</b>	<b>2919184</b>

Note: As per Regulation 3(5) of the SEBI(Share based Employee Benefits and Sweat Equity) Regulations, 2021 the voting rights of Vedanta Limited ESOS Trust are reserved

*Handwritten signature*





Table V - Significant Beneficial Owner

Sr. No.	Details of the SBO				Details of the registered owner				Details of holding/ exercise of right of the SBO in the reporting company, whether					Date of creation / acquisition of significant beneficial interest
	Name	Passport No. in case of a foreign national	Nationality	Nationality (Applicable in case of Any other is selected)	Name	Passport No. in case of a foreign national	Nationality	Nationality (Applicable in case of Any other is selected)	Whether by virtue of:					
									Shares	Voting rights	Rights on distributable dividend or any other distribution	Exercise of control	Exercise of significant influence	
1	Anil Kumar Agarwal	NA	India	NA	FINSIDER INTERNATIONAL COMPANY LIMITED		Any other	It is a Body Corporate in London	4.4			No	No	11-12-2007
		NA	India	NA	WELTER TRADING LIMITED		Any other	It is a Body Corporate in Cyprus	1.03			No	No	11-12-2007
		NA	India	NA	TWIN STAR HOLDINGS LIMITED		Any other	It is a Body Corporate in Mauritius	42.1			No	No	11-12-2007
		NA	India	NA	VEDANTA HOLDINGS MAURITIUS II LIMITED		Any other	It is a Body Corporate in Mauritius	13.26			No	No	24-12-2020
		NA	India	NA	VEDANTA HOLDINGS MAURITIUS LIMITED		Any other	It is a Body Corporate in Mauritius	2.89			No	No	16-04-2021
		NA	India	NA	VEDANTA NETHERLANDS INVESTMENTS B.V		Any other	It is a Body Corporate in Netherlands	0.04			No	No	23-11-2021

**Note:**

- Vedanta Limited is a majority-owned and controlled subsidiary of Vedanta Resources Limited ('VRL'). Volcan Investments Limited ('Volcan') and its subsidiary hold 100.0% of the share capital and 100.0% of the voting rights of VRL. Volcan is a holding company, 100.0% beneficially owned and controlled by the Anil Agarwal Discretionary Trust ('Trust'). Conclave PTC Limited ('Conclave') is the trustee of the Trust and the sole registered shareholder of Volcan. VRL's shares are beneficially owned by Volcan which may be deemed to be beneficially owned by the Trust, of which Mr. Anil Agarwal is the protector and with effect from October 16, 2014, one of the beneficiaries.



Table VI - Statement showing foreign ownership limits

	Board Approved Limits	Limits Utilized
As on shareholding date	100%	7.82%
As on the end of previous 1st quarter	100%	7.48%
As on the end of previous 2nd quarter	100%	7.88%
As on the end of previous 3rd quarter	100%	7.90%
As on the end of previous 4th quarter	100%	8.09%

*Ramesh G. Alwar*



**VEDANTA ALUMINIUM METAL LIMITED**  
**PRE-ARRANGEMENT SHAREHOLDING PATTERN**

1. Name of Resulting Company 1: **VEDANTA ALUMINIUM METAL LIMITED**
2. Scrip Code/Name of Scrip/Class of Security: **NA/EQUITY SHARES (UNLISTED)**
3. Share Holding Pattern Filed under: **Reg 31(1)(b)**
  - a. if under 31(1)(b) then indicate the report for quarter ending
  - b. if under 31(1)(c) then indicate date of allotment/extinguishment
4. Declaration:

	Particulars	YES*	NO*
a	Whether the Entity has issued any partly paid up shares		No
b	Whether the Entity has issued any Convertible Securities or Warrants?		No
c	Whether the Entity has any shares against which depository receipts are issued?		No
d	Whether the Entity has any shares in locked-in?		No
e	Whether any shares held by promoters are pledge or otherwise encumbered?		No
f	Whether the Entity has any significant beneficial owner?	Yes	

\*if the Listed Entity selects the option 'NO' for the questions above, the columns for the partly paid up shares, Outstanding Convertible Securities/Warrants, depository receipts, locked-in shares, No of shares pledged or otherwise encumbered by promoters, as applicable, shall not be displayed at the time of dissemination on the Stock Exchange website. Also wherever there is 'No' declared by Listed entity in above table the values will be considered as 'Zero' by default on submission of the format of holding of specified securities.

5. The tabular format for disclosure of holding of specified securities is as follows:




Table I - Summary Statement holding of specified securities

Category	Category of Shareholder	No of Shareholders	No of fully paid up equity shares held	No of Partly paid-up equity shares held	No of Shares Underlying Depository Receipts	Total No of Shares Held (VII) = (IV)+(V)+(VI)	Shareholding as a % of total no of shares (As a % of (A+B+C2))	Number of Voting Rights held in each class of securities			No of Shares Underlying Outstanding convertible securities (Including Warrants)	Shareholding as a % assuming full conversion of convertible Securities (as a percentage of diluted share capital)	Number of Locked in Shares		Number of Shares pledged or otherwise encumbered		Number of equity shares held in dematerialized form	
								Class X	Class Y	Total			No.	As a % of total Shares held	No.	As a % of total Shares held		
(I)	(II)	(III)	(IV)	(V)	(VI)	(VII)	(VIII)	(IX)	(X)	(XI)	(XII)	(XIII)	(XIV)	(XV)	(XVI)	(XVII)		
(A)	Promoter & Promoter Group	7	100000	0	0	100000	100.00	100000	0	100000	100.00	0	100.00	0	0	0	0.00	100000
(B)	Public	0	0	0	0	0	0.00	0	0	0	0.00	0	0.00	0	0	NA	NA	0
(C)	Non Promoter-Non Public																	
(C1)	Shares underlying DRs	0	0	0	0	0	NA	0	0	0	0.00	0	NA	0	0.00	NA	NA	0
(C2)	Shares held by Employees Trusts	0	0	0	0	0	0.00	0	0	0	0.00	0	0.00	0	0	NA	NA	0
	<b>Total:</b>	<b>7</b>	<b>100000</b>	<b>0</b>	<b>0</b>	<b>100000</b>	<b>100.00</b>	<b>100000</b>	<b>0</b>	<b>100000</b>	<b>100.00</b>	<b>0</b>	<b>100.00</b>	<b>0</b>	<b>0.00</b>	<b>0</b>	<b>0.00</b>	<b>100000</b>

*Handwritten signature*



Table II - Statement showing shareholding pattern of the Promoter and Promoter Group

Category	Category & Name of the Shareholder	No of Shareholders	No of fully paid up equity shares held	No of Partly paid-up equity shares held	No of Shares Underlying Depository Receipts	Total No of Shares Held (IV+V+VI)	Shareholding as a % of total no of shares (calculated as per SCRR, 1957 (VII)) As a % of (A+B+C2)	Number of Voting Rights held in each class of securities			No of Shares Underlying Outstanding convertible securities (Including Warrants)	Shareholding as a % assuming full conversion of convertible Securities (as a percentage of diluted share capital) (VII)+(X) As a % of (A+B+C2)	Number of Locked in Shares		Number of Shares pledged or otherwise encumbered		Number of equity shares held in dematerialized form	Shareholder type (Promoter/Promoter Group)
								No of Voting Rights		Total as a % of (A+B+C)			No.	As a % of total	No.	As a % of total Shares held		
								Class X	Class Y									
	(I)	(III)	(IV)	(V)	(VI)	(VII)	(VIII)				(X)	(XI)	(XII)	(XIII)	(XIV)			
(1)	Indian																	
(a)	Individuals/Hindu undivided Family	0	0	0	0	0	0.00	0	0	0	0.00	0	0	0.00	0	0.00	0	
(b)	Central Government/State Government(s)	0	0	0	0	0	0.00	0	0	0	0.00	0	0	0.00	0	0.00	0	
(c)	Financial Institutions/Banks	0	0	0	0	0	0.00	0	0	0	0.00	0	0	0.00	0	0.00	0	
(d)	Any Other	7	100000	0	0	100000	100.00	100000	0	100000	100.00	0	0	0.00	0	0.00	100000	
	VEDANTA LIMITED AND ITS NOMINEES	7	100000	0	0	100000	100.00	100000	0	100000	100.00	0	0	0.00	0	0.00	100000	
	Sub-Total (A)(1)	7	100000	0	0	100000	100.00	100000	0	100000	100.00	0	0	0.00	0	0.00	100000	
(2)	Foreign																	
(a)	Individuals (Non-Resident Individuals/Foreign Individuals)	0	0	0	0	0	0.00	0	0	0	0.00	0	0	0.00	0	0.00	0	
(b)	Government	0	0	0	0	0	0.00	0	0	0	0.00	0	0	0.00	0	0.00	0	
(c)	Institutions	0	0	0	0	0	0.00	0	0	0	0.00	0	0	0.00	0	0.00	0	
(d)	Foreign Portfolio Investor	0	0	0	0	0	0.00	0	0	0	0.00	0	0	0.00	0	0.00	0	
(e)	Any Other	0	0	0	0	0	0.00	0	0	0	0.00	0	0	0.00	0	0.00	0	
	Sub-Total (A)(2)	0	0	0	0	0	0.00	0	0	0	0.00	0	0	0.00	0	0.00	0	
	Total Shareholding of Promoter and Promoter Group (A)=(A)(1)+(A)(2)	7	100000	0	0	100000	100.00	100000	0	100000	100.00	0	0	0.00	0	0.00	100000	

*Handwritten signature*





Table IV - Statement showing shareholding pattern of the Non Promoter - Non Public Shareholder

Category	Category & Name of the Shareholder	No. of Shareholders	No. of fully paid up equity shares held	No. of Partly paid-up equity shares held	No. of Shares Underlying Depository Receipts	Total No. of Shares Held (IV+V+VI)	Shareholding as a % of total no. of shares (A+B+C2)	Number of Voting Rights held in each class of securities			No of Shares Underlying Outstanding convertible securities (Including Warrants)	Total Shareholding as a % assuming full conversion of convertible Securities (as a percentage of diluted shares only)	Number of Locked In Shares		Number of Shares pledged or otherwise encumbered		Number of equity shares held in dematerialized form	
								No of Voting Rights					Total as a % of (A+B+C)	No.	As a % of total Shares held	No.		As a % of total Shares held
								Class X	Class Y	Total								
	(I)	(II)	(IV)	(V)	(VI)	(VII)	(VIII)	(IX)	(X)	(XI)	(XII)	(XIII)	(XIV)	(XV)				
(1)	Custodian/DR Holder Employee Benefit Trust / Employee Welfare Trust under SEBI (Share Based Employee Benefits and Sweat Equity) Regulations, 2021	0	0	0	0	0	0.00	0	0	0	0.00	0	0.00	NA	NA	0		
(2)		0	0	0	0	0	0.00	0	0	0	0.00	0	0.00	NA	NA	0		
	<b>Total Non-Promoter-Non Public Shareholding (C) = (C1)+(C2)</b>	0	0	0	0	0	0.00	0	0	0	0.00	0	0.00	NA	NA	0		

*File*





Table V - Significant Beneficial Owner

Sr. No.	Details of the SBO				Details of the registered owner				Details of holding/ exercise of right of the SBO in the reporting company, whether					Date of creation / acquisition of significant beneficial interest
	Name	Passport No. in case of a foreign national	Nationality	Nationality (Applicable in case of Any other is selected)	Name	Passport No. in case of a foreign national	Nationality	Nationality (Applicable in case of Any other is selected)	Whether by virtue of:					
									Shares	Voting rights	Rights on distributable dividend or any other distribution	Exercise of control	Exercise of significant influence	
1	Anil Kumar Agarwal	NA	India	NA	VEDANTA LIMITED		India		100.00	100.00				17-10-2023

Note:  
 - Vedanta Aluminium Metal Limited is a wholly owned subsidiary of Vedanta Limited which in turn is a majority-owned and controlled subsidiary of Vedanta Resources Limited ('VRL'). Volcan Investments Limited ('Volcan') and its subsidiary hold 100.0% of the share capital and 100.0% of the voting rights of VRL. Volcan is a holding company, 100.0% beneficially owned and controlled by the Anil Agarwal Discretionary Trust ('Trust'). Conclave PTC Limited ('Conclave') is the trustee of the Trust and the sole registered shareholder of Volcan. VRL's shares are beneficially owned by Volcan which may be deemed to be beneficially owned by the Trust, of which Mr. Anil Agarwal is the protector and with effect from October 16, 2014, one of the beneficiaries.

*[Handwritten signature]*



Table VI - Statement showing foreign ownership limits

	Board Approved Limits	Limits Utilized
As on shareholding date	NA	NA
As on the end of previous 1st quarter	NA	NA
As on the end of previous 2nd quarter	NA	NA
As on the end of previous 3rd quarter	NA	NA
As on the end of previous 4th quarter	NA	NA


**VEDANTA ALUMINIUM METAL LIMITED  
POST-ARRANGEMENT SHAREHOLDING PATTERN**

1. Name of Resulting Company 1: **VEDANTA ALUMINIUM METAL LIMITED**
2. Scrip Code/Name of Scrip/Class of Security: **NA/EQUITY SHARES (TO BE LISTED PURSUANT TO SCHEME)**
3. Share Holding Pattern Filed under: **Reg 31(1)(b)**
  - a. if under 31(1)(b) then indicate the report for quarter ending
  - b. if under 31(1)(c) then indicate date of allotment/extinguishment

*This is the Post-Arrangement Shareholding Pattern filed as per the requirements of Stock Exchanges prescribed in accordance with SEBI Master Circular dated June 20, 2023 relating to Scheme of Arrangement by Listed Entities. This Shareholding Pattern is based on the Shareholding data of Vedanta Limited (Demerged Entity) as on September 30, 2023*

4. Declaration:

	Particulars	YES*	NO*
a	Whether the Entity has issued any partly paid up shares		No
b	Whether the Entity has issued any Convertible Securities or Warrants?		No
c	Whether the Entity has any shares against which depository receipts are issued?		No
d	Whether the Entity has any shares in locked-in?		No
e	Whether any shares held by promoters are pledge or otherwise encumbered?		No
f	Whether the Entity has any significant beneficial owner?	Yes	

\*if the Entity selects the option 'NO' for the questions above, the columns for the partly paid up shares, Outstanding Convertible Securities/Warrants, depository receipts, locked-in shares, No of shares pledged or otherwise encumbered by promoters, as applicable, shall not be displayed at the time of dissemination on the Stock Exchange website. Also wherever there is 'No' declared by Entity in above table the values will be considered as 'Zero' by default on submission of the format of holding of specified securities.

5 The tabular format for disclosure of holding of specified securities is as follows:






Table 1 - Summary Statement holding of specified securities

Category	Category of Shareholder	No of Shareholders	No of fully paid up equity shares held	No of Partly paid-up equity shares held	No of Shares Underlying Depository Receipts	Total No of Shares Held (VII) = (IV)+(V)+(VI)	Shareholding as a % of total no of shares (As a % of (A+B+C1))	Number of Voting Rights held in each class of securities			No of Shares Underlying Outstanding convertible securities (including Warrants)	Shareholding as a % assuming full conversion of convertible Securities (as a percentage of diluted share capital)	Number of Locked in Shares		Number of Shares pledged or otherwise encumbered		Number of equity shares held in dematerialized form	
								No of Voting Rights					Total as a % of (A+B+C)	No.	As a % of total Shares held	No.		As a % of total Shares held
								Class X	Class Y	Total								
(I)	(II)	(III)	(IV)	(V)	(VI)	(VII)	(VIII)	(IX)	(X)	(XI)	(XII)	(XIII)	(XIV)	(XV)	(XVI)			
(IA)	Promoter & Promoter Group	10	2368349949	0	0	2368349949	63.71	2368349949	0	2368349949	63.71	0	0	0	0.00	2368349949		
(IB)	Public	1947288	2345937106	0	0	1345937106	36.21	1345937106	0	1345937106	36.21	0	0	NA	NA	1345937106		
(IC)	Non Promoter-Non Public																	
(C1)	Share reser/Reserve DPs	0	0	0	0	0	NA	0	0	0	0.00	NA	0.00	NA	NA	0		
(C2)	Shares held by Employee Trusts	1	2919184	0	0	2919184	0.08	2919184	0	2919184	0.08	0	0	NA	NA	2919184		
	Total:	1947298	3727206238	0	0	3727206238	100.00	3727206238	0	3727206238	100.00	0	0.00	0	0.00	3727206238		

*Handwritten signature*



Table II - Statement showing shareholding pattern of the Promoter and Promoter Group

Category	Category & Name of the Shareholder	No of Shareholders	No of fully paid up equity shares held	No of Partly paid-up equity shares held	No of Shares Underlying Depository Receipts	Total No of Shares Held (IV+V+VI)	Shareholding as a % of total no of shares (calculated as per SCRR, 1957 (VIII) As a % of (A+B+C2)	Number of Voting Rights held in each class of securities			No of Shares Underlying Outstanding convertible securities (Including Warrants)	Shareholding as a % assuming full conversion of convertible Securities (as a percentage of diluted share capital) (VII)+(X) As a % of (A+B+C2)	Number of Locked in Shares		Number of Shares pledged or otherwise encumbered		Number of equity shares held in dematerialized form	Shareholder type (Promoter/Promoter Group)
								Class X	Class Y	Total (IX)			No.	As a % of total	No.	As a % of total Shares held		
(I)	(II)	(III)	(IV)	(V)	(VI)	(VII)	(VIII)	Class X	Class Y	Total (IX)	(X)	(XI)	(XII)	(XIII)	(XIV)			
(a)	Indian																	
	Individuals/Hindu undivided Family	4	160656	0	0	160656	0.00	160656	0	160656	0.00	0	0	0	0	0.00	160656	Promoter Group
	PRAVIN AGARWAL	1	18660	0	0	18660	0.00	18660	0	18660	0.00	0	0	0	0	0.00	18660	Promoter Group
	SUMAN DIDWANIA	1	87696	0	0	87696	0.00	87696	0	87696	0.00	0	0	0	0	0.00	87696	Promoter Group
	ANJIT AGARWAL	1	36300	0	0	36300	0.00	36300	0	36300	0.00	0	0	0	0	0.00	36300	Promoter Group
	SAKSHI MODY	1	18000	0	0	18000	0.00	18000	0	18000	0.00	0	0	0	0	0.00	18000	Promoter Group
	ANIL AGARWAL	0	0	0	0	0	0.00	0	0	0	0.00	0	0	0	0	0.00	0	Promoter
	VEDVATI AGARWAL	0	0	0	0	0	0.00	0	0	0	0.00	0	0	0	0	0.00	0	Promoter Group
	NAVIN AGARWAL	0	0	0	0	0	0.00	0	0	0	0.00	0	0	0	0	0.00	0	Promoter Group
	KIRAN AGARWAL	0	0	0	0	0	0.00	0	0	0	0.00	0	0	0	0	0.00	0	Promoter Group
	AGNIVESH AGARWAL	0	0	0	0	0	0.00	0	0	0	0.00	0	0	0	0	0.00	0	Promoter Group
	PRIYA AGARWAL	0	0	0	0	0	0.00	0	0	0	0.00	0	0	0	0	0.00	0	Promoter Group
	PRATIK AGARWAL	0	0	0	0	0	0.00	0	0	0	0.00	0	0	0	0	0.00	0	Promoter Group
(b)	Central Government/State Government(s)	0	0	0	0	0	0.00	0	0	0	0.00	0	0	0	0	0.00	0	
(c)	Financial Institutions/Banks	0	0	0	0	0	0.00	0	0	0	0.00	0	0	0	0	0.00	0	
(d)	Any Other	0	0	0	0	0	0.00	0	0	0	0.00	0	0	0	0	0.00	0	
	HARE KRISHNA PACKAGING PVT LIMITED	0	0	0	0	0	0.00	0	0	0	0.00	0	0	0	0	0.00	0	Promoter Group
	STERILITE METALS ROLLING MILLS PVT LIMITED	0	0	0	0	0	0.00	0	0	0	0.00	0	0	0	0	0.00	0	Promoter Group
	Sub-Total (A)(1)	4	160656	0	0	160656	0.00	160656	0	160656	0.00	0	0	0	0	0.00	160656	
(2)	Foreign																	
(a)	Individuals (Non-Resident Individuals/Foreign Individuals)	0	0	0	0	0	0.00	0	0	0	0.00	0	0	0	0	0.00	0	
(b)	Government	0	0	0	0	0	0.00	0	0	0	0.00	0	0	0	0	0.00	0	
(c)	Institutions	0	0	0	0	0	0.00	0	0	0	0.00	0	0	0	0	0.00	0	
(d)	Foreign Portfolio Investor	0	0	0	0	0	0.00	0	0	0	0.00	0	0	0	0	0.00	0	
(e)	Any Other	6	2368189293	0	0	2368189293	63.71	2368189293	0	2368189293	63.71	0	0	0	0	0.00	2368189293	
	WELTER TRADING LIMITED	1	38241056	0	0	38241056	1.03	38241056	0	38241056	1.03	0	0	0	0	0.00	38241056	Promoter Group
	FINSIDER INTERNATIONAL COMPANY LIMITED	1	163464540	0	0	163464540	4.40	163464540	0	163464540	4.40	0	0	0	0	0.00	163464540	Promoter
	TWIN STAR HOLDINGS LTD	1	1564805858	0	0	1564805858	42.10	1564805858	0	1564805858	42.10	0	0	0	0	0.00	1564805858	Promoter Group
	VEDANTA HOLDINGS MAURITIUS LIMITED	1	107342705	0	0	107342705	2.89	107342705	0	107342705	2.89	0	0	0	0	0.00	107342705	Promoter Group
	VEDANTA HOLDINGS MAURITIUS II LIMITED	1	492820420	0	0	492820420	13.26	492820420	0	492820420	13.26	0	0	0	0	0.00	492820420	Promoter Group
	VEDANTA NETHERLANDS INVESTMENTS B.V.	1	1514714	0	0	1514714	0.04	1514714	0	1514714	0.04	0	0	0	0	0.00	1514714	Promoter Group
	VEDANTA NETHERLANDS INVESTMENTS II B.V.	0	0	0	0	0	0.00	0	0	0	0.00	0	0	0	0	0.00	0	Promoter Group
	VEDANTA UK INVESTMENTS LIMITED	0	0	0	0	0	0.00	0	0	0	0.00	0	0	0	0	0.00	0	Promoter Group
	WESTGLOBE LIMITED	0	0	0	0	0	0.00	0	0	0	0.00	0	0	0	0	0.00	0	Promoter Group
	RICHTER HOLDING LIMITED, CYPRUS	0	0	0	0	0	0.00	0	0	0	0.00	0	0	0	0	0.00	0	Promoter Group
	VEDANTA RESOURCES CYPRUS LIMITED (VRCL, CYPRUS)	0	0	0	0	0	0.00	0	0	0	0.00	0	0	0	0	0.00	0	Promoter Group
	VEDANTA RESOURCES MAURITIUS LIMITED	0	0	0	0	0	0.00	0	0	0	0.00	0	0	0	0	0.00	0	Promoter Group
	VEDANTA RESOURCES HOLDINGS LIMITED (VRHL, UK)	0	0	0	0	0	0.00	0	0	0	0.00	0	0	0	0	0.00	0	Promoter Group
	VEDANTA FINANCE UK LIMITED (VFUL)	0	0	0	0	0	0.00	0	0	0	0.00	0	0	0	0	0.00	0	Promoter Group
	VEDANTA RESOURCES LIMITED, UK	0	0	0	0	0	0.00	0	0	0	0.00	0	0	0	0	0.00	0	Promoter Group
	VEDANTA HOLDINGS JERSEY LIMITED	0	0	0	0	0	0.00	0	0	0	0.00	0	0	0	0	0.00	0	Promoter Group
	VOLCAN INVESTMENTS CYPRUS LIMITED	0	0	0	0	0	0.00	0	0	0	0.00	0	0	0	0	0.00	0	Promoter Group
	VEDANTA RESOURCES FINANCE LIMITED	0	0	0	0	0	0.00	0	0	0	0.00	0	0	0	0	0.00	0	Promoter Group
	VEDANTA RESOURCES FINANCE II PLC	0	0	0	0	0	0.00	0	0	0	0.00	0	0	0	0	0.00	0	Promoter Group
	ANIL AGARWAL DISCRETIONARY TRUST	0	0	0	0	0	0.00	0	0	0	0.00	0	0	0	0	0.00	0	Promoter Group
	CONCLAVE PTC LIMITED	0	0	0	0	0	0.00	0	0	0	0.00	0	0	0	0	0.00	0	Promoter Group
	VOLCAN INVESTMENTS LIMITED	0	0	0	0	0	0.00	0	0	0	0.00	0	0	0	0	0.00	0	Promoter Group
	Sub-Total (A)(2)	6	2368189293	0	0	2368189293	63.71	2368189293	0	2368189293	63.71	0	0	0	0	0.00	2368189293	
	Total Shareholding of Promoter and Promoter Group (A)=(A)(1)+(A)(2)	10	2368349949	0	0	2368349949	63.71	2368349949	0	2368349949	63.71	0	0	0	0	0.00	2368349949	

*Handwritten signature*



Table III - Statement showing shareholding pattern of the Public shareholder

Sl. No.	Category & Name of the Shareholder	No of Shareholders	No of fully paid up equity shares held	No of Partly paid up equity shares held	No of Shares Underlying Depository Receipts	Total No of Shares Held (IV+V+VI)	Shareholding as a % of total no of shares (A+B+C)	Number of Voting Rights held in each class of securities			No of Shares Underlying Outstanding convertible securities (including Warrants)	Total Shareholding as a % assuming full conversion of convertible securities (as a percentage of diluted share capital)	Number of Locked in Shares		Number of Shares pledged or otherwise encumbered		Number of equity shares held in dematerialized form	Sub-Categorization of Shares		
								No of Voting Rights					No.	As a % of total Shares held	No.	As a % of total Shares held		Shareholding (No. of Shares) under		
								Class X	Class Y	Total								Sub-Category (I)	Sub-Category (II)	Sub-Category (III)
	(I)	(II)	(III)	(IV)	(V)	(VI)	(VII)	(VIII)	(IX)	(X)	(XI)	(XII)	(XIII)	(XIV)	(XV)	(XVI)	(XVII)	(XVIII)	(XIX)	
1)	Institutions (Domestic)																			
a)	Mutual Funds	23	30752521	0	0	30752521	0.83	30752521	0	30752521	0.83	0	0.00	NA	NA	30752521	0	0	0	
b)	Venture Capital Funds	0	0	0	0	0	0.00	0	0	0	0.00	0	0.00	NA	NA	0	0	0	0	
c)	Alternative Investment Funds	1	4000	0	0	4000	0.00	4000	0	4000	0.00	0	0.00	NA	NA	4000	0	0	0	
d)	Banks	17	34507	0	0	34507	0.00	34507	0	34507	0.00	0	0.00	NA	NA	34507	0	0	0	
e)	Insurance Companies	0	36290513	0	0	36290513	3.76	36290513	0	36290513	3.76	0	0.00	NA	NA	36290513	0	0	0	
f)	LIFE INSURANCE CORPORATION OF INDIA	2	335425534	0	0	335425534	2.07	335425534	0	335425534	2.07	0	0.00	NA	NA	335425534	0	0	0	
g)	Provident Funds/Pension Funds	0	0	0	0	0	0.00	0	0	0	0.00	0	0.00	NA	NA	0	0	0	0	
h)	Asset Reconstruction Companies	0	0	0	0	0	0.00	0	0	0	0.00	0	0.00	NA	NA	0	0	0	0	
i)	Sovereign Wealth Funds	0	0	0	0	0	0.00	0	0	0	0.00	0	0.00	NA	NA	0	0	0	0	
j)	NBFCs Registered with RBI	13	41570	0	0	41570	0.00	41570	0	41570	0.00	0	0.00	NA	NA	41570	0	0	0	
k)	Other Financial Institutions	0	0	0	0	0	0.00	0	0	0	0.00	0	0.00	NA	NA	0	0	0	0	
l)	Any Other	0	0	0	0	0	0.00	0	0	0	0.00	0	0.00	NA	NA	0	0	0	0	
m)	Sub-Total (B)(1)	62	393793111	0	0	393793111	10.59	393793111	0	393793111	10.59	0	0.00	NA	NA	393793111	0	0	0	
2)	Institutions (Foreign)																			
a)	Foreign Direct Investment	0	0	0	0	0	0.00	0	0	0	0.00	0	0.00	NA	NA	0	0	0	0	
b)	Foreign Venture Capital Investors	0	0	0	0	0	0.00	0	0	0	0.00	0	0.00	NA	NA	0	0	0	0	
c)	Sovereign Wealth Funds	0	0	0	0	0	0.00	0	0	0	0.00	0	0.00	NA	NA	0	0	0	0	
d)	Foreign Portfolio Investors Category I	525	270588689	0	0	270588689	7.28	270588689	0	270588689	7.28	0	0.00	NA	NA	270588689	0	0	0	
e)	Foreign Portfolio Investors Category II	87	20109593	0	0	20109593	0.54	20109593	0	20109593	0.54	0	0.00	NA	NA	20109593	0	0	0	
f)	Overseas Depositories (Holding Dhls)(Balancing figure)	0	0	0	0	0	0.00	0	0	0	0.00	0	0.00	NA	NA	0	0	0	0	
g)	Any Other	11	32234	0	0	32234	0.00	32234	0	32234	0.00	0	0.00	NA	NA	32234	0	0	0	
h)	FOREIGN INSTITUTIONAL INVESTORS	3	4840	0	0	4840	0.00	4840	0	4840	0.00	0	0.00	NA	NA	4840	0	0	0	
i)	BANKS	0	27394	0	0	27394	0.00	27394	0	27394	0.00	0	0.00	NA	NA	27394	0	0	0	
j)	Sub-Total (B)(2)	578	290730516	0	0	290730516	7.82	290730516	0	290730516	7.82	0	0.00	NA	NA	290730516	0	0	0	
3)	Central Government/State Government(s)																			
a)	Central Government/President of India	0	0	0	0	0	0.00	0	0	0	0.00	0	0.00	NA	NA	0	0	0	0	
b)	State Government/ Governor	0	0	0	0	0	0.00	0	0	0	0.00	0	0.00	NA	NA	0	0	0	0	
c)	Shareholding by Companies or Bodies Corporate where Central/ State Government is a promoter	2	2498000	0	0	2498000	0.07	2498000	0	2498000	0.07	0	0.00	NA	NA	2498000	0	0	0	
d)	Sub-Total (B)(3)	2	2498000	0	0	2498000	0.07	2498000	0	2498000	0.07	0	0.00	NA	NA	2498000	0	0	0	
4)	Non-Institutions																			
a)	Associate Companies/ Subsidiaries	0	0	0	0	0	0.00	0	0	0	0.00	0	0.00	NA	NA	0	0	0	0	
b)	Directors and their relatives (excluding independent directors and nominee directors)	2	113868	0	0	113868	0.00	113868	0	113868	0.00	0	0.00	NA	NA	113868	0	0	0	
c)	New Materialized Personnel	1	9925	0	0	9925	0.00	9925	0	9925	0.00	0	0.00	NA	NA	9925	0	0	0	
d)	Relatives of promoters (other than immediate relatives) of promoters disclosed under 'Promoter and Promoter Group' category)	0	0	0	0	0	0.00	0	0	0	0.00	0	0.00	NA	NA	0	0	0	0	
e)	Trusts where any person belonging to 'Promoter and Promoter Group' category is 'trustee', 'beneficiary', or 'author of the trust'	0	0	0	0	0	0.00	0	0	0	0.00	0	0.00	NA	NA	0	0	0	0	
f)	Investor Education and Protection Fund (IEPF)	1	5520454	0	0	5520454	0.15	5520454	0	5520454	0.15	0	0.00	NA	NA	5520454	0	0	0	
g)	Resident Individuals holding nominal share capital up to Rs. 2 lakhs	1901429	499932896	0	0	499932896	13.45	499932896	0	499932896	13.45	0	0.00	NA	NA	499932896	0	0	0	
h)	Resident Individuals holding nominal share capital in excess of Rs. 2 lakhs	29	9508330	0	0	9508330	0.28	9508330	0	9508330	0.28	0	0.00	NA	NA	9508330	0	0	0	
i)	Non Resident Indians (NRIs)	17117	14858029	0	0	14858029	0.40	14858029	0	14858029	0.40	0	0.00	NA	NA	14858029	0	0	0	
j)	Foreign Nationals	3	3109	0	0	3109	0.00	3109	0	3109	0.00	0	0.00	NA	NA	3109	0	0	0	
k)	Foreign Companies	8	1692901	0	0	1692901	0.05	1692901	0	1692901	0.05	0	0.00	NA	NA	1692901	0	0	0	
l)	Bodies Corporate	3152	109248874	0	0	109248874	2.94	109248874	0	109248874	2.94	0	0.00	NA	NA	109248874	0	0	0	
m)	PTC CABLES PRIVATE LIMITED	1	87149081	0	0	87149081	2.34	87149081	0	87149081	2.34	0	0.00	NA	NA	87149081	0	0	0	
n)	Any Other	20410	18137450	0	0	18137450	0.49	18137450	0	18137450	0.49	0	0.00	NA	NA	18137450	0	0	0	
o)	CLEANING MEMBERS	38	1964923	0	0	1964923	0.05	1964923	0	1964923	0.05	0	0.00	NA	NA	1964923	0	0	0	
p)	H U F	20325	15453309	0	0	15453309	0.42	15453309	0	15453309	0.42	0	0.00	NA	NA	15453309	0	0	0	
q)	TRUSTS	47	719218	0	0	719218	0.02	719218	0	719218	0.02	0	0.00	NA	NA	719218	0	0	0	
r)	Sub-Total (B)(4)	1942152	658915479	0	0	658915479	17.73	658915479	0	658915479	17.73	0	0.00	NA	NA	658915479	0	0	0	
s)	Total Public Shareholding (B) = (B)(1)+(B)(2)+(B)(3)+(B)(4)	1942789	1945937166	0	0	1945937166	36.21	1945937166	0	1945937166	36.21	0	0.00	NA	NA	1945937166	0	0	0	

2,98,632 shares are under absence category, pending for allotment as they are subjudice and hence, does not form part of the listed share capital. For the said absence category, as and when the shares will be released from this category by Vedanta Limited (Demerged Entity), the same process shall be followed by the Resulting Company from time to time.

Details of the shareholders acting as persons in Concert including their Shareholding (No. and %):

S.No.	Name of P&C	No. of shares	% of shares
1	Haveriya Agarwal	81650	0.00%
2	Jyoti Agarwal	14000	0.00%
3	Shweta Agarwal	1310	0.00%
4	Vamun Mody	200	0.00%
5	Vasu Dhillon	919	0.00%
Total:		98189	0.02%

Details of Shares which remain unclaimed may be given here along with details such as number of shareholders, outstanding shares held in demat/unclaimed suspense account, voting rights which are frozen etc.:

S.No.	No. of Shareholders	No. of shares
3	45	4,59,610





Table IV - Statement showing shareholding pattern of the Non Promoter - Non Public Shareholder

Category	Category & Name of the Shareholder	No. of Shareholders	No. of fully paid up equity shares held	No. of Partly paid-up equity shares held	No. of Shares Underlying Depository Receipts	Total No. of Shares Held (IV+V+VI)	Shareholding as a % of total no of shares (A+B+C2)	Number of Voting Rights held in each class of securities			No of Shares Underlying Outstanding convertible securities (Including Warrants)	Total Shareholding as a % assuming full conversion of convertible Securities (as a percentage of diluted shares except)	Number of Locked In Shares		Number of Shares pledged or otherwise encumbered		Number of equity shares held in dematerialized form	
								No of Voting Rights					Total as a % of (A+B+C)	No.	As a % of total Shares held	No.		As a % of total Shares held
								Class X	Class Y	Total								
	(I)	(III)	(IV)	(V)	(VI)	(VII)	(VIII)	(IX)	(X)	(XI)	(XII)	(XIII)	(XIV)	(XV)				
[1]	Custodian/DR Holder Employee Benefit Trust / Employee Welfare Trust under SEBI (Share Based Employee Benefits and Sweat Equity) Regulations, 2021	0	0	0	0	0	0.00	0	0	0	0.00	0	0.00	0	0.00	NA	NA	0
[2]	Regulations, 2021	1	2919184	0	0	2919184	0.08	2919184	0	2919184	0.08	0	0.08	0	0.00	NA	NA	2919184
	Total Non-Promoter-Non Public Shareholding (C) = (C1)+(C2)	1	2919184	0	0	2919184	0.08	2919184	0	2919184	0.08	0	0.08	0	0.00	NA	NA	2919184

Note: As per Regulation 3(5) of the SEBI (Share based Employee Benefits and Sweat Equity) Regulations, 2021 the voting rights of Vedanta Limited ESOS Trust are reserved

*Signature*



Table V - Significant Beneficial Owner

Sr. No.	Details of the SBO				Details of the registered owner				Details of holding/ exercise of right of the SBO in the reporting company, whether					Date of creation / acquisition of significant beneficial interest
	Name	Passport No. in case of a foreign national	Nationality	Nationality (Applicable in case of Any other is selected)	Name	Passport No. in case of a foreign national	Nationality	Nationality (Applicable in case of Any other is selected)	Whether by virtue of:					
									Shares	Voting rights	Rights on distributable dividend or any other distribution	Exercise of control	Exercise of significant influence	
1	Anil Kumar Agarwal	NA	India	NA	FINSIDER INTERNATIONAL COMPANY LIMITED		Any other	It is a Body Corporate in London	4.4			No	No	Effective Date as defined in the Scheme
		NA	India	NA	WELTER TRADING LIMITED		Any other	It is a Body Corporate in Cyprus	1.03			No	No	
		NA	India	NA	TWIN STAR HOLDINGS LIMITED		Any other	It is a Body Corporate in Mauritius	42.1			No	No	
		NA	India	NA	VEDANTA HOLDINGS MAURITIUS II LIMITED		Any other	It is a Body Corporate in Mauritius	13.26			No	No	
		NA	India	NA	VEDANTA HOLDINGS MAURITIUS LIMITED		Any other	It is a Body Corporate in Mauritius	2.89			No	No	
		NA	India	NA	VEDANTA NETHERLANDS INVESTMENTS B.V		Any other	It is a Body Corporate in Netherlands	0.04			No	No	

**Note:**

- Vedanta Aluminium Metal Limited shall be a majority-owned and controlled subsidiary of Vedanta Resources Limited ('VRL'). Volcan Investments Limited ('Volcan') and its subsidiary hold 100.0% of the share capital and 100.0% of the voting rights of VRL. Volcan is a holding company, 100.0% beneficially owned and controlled by the Anil Agarwal Discretionary Trust ('Trust'). Conclave PTC Limited ('Conclave') is the trustee of the Trust and the sole registered shareholder of Volcan. VRL's shares are beneficially owned by Volcan which may be deemed to be beneficially owned by the Trust, of which Mr. Anil Agarwal is the protector and with effect from October 16, 2014, one of the beneficiaries.

*Anil Agarwal*



**Table VI - Statement showing foreign ownership limits**

	<b>Board Approved Limits</b>	<b>Limits Utilized</b>
As on shareholding date	100%	7.82%
As on the end of previous 1st quarter	100%	7.48%
As on the end of previous 2nd quarter	100%	7.88%
As on the end of previous 3rd quarter	100%	7.90%
As on the end of previous 4th quarter	100%	8.09%

**Note: The limits set out above are based on the limits approved and utilized by Vedanta Limited (Demerged Entity) as on September 30, 2023**


**TALWANDI SABO POWER LIMITED  
PRE-ARRANGEMENT SHAREHOLDING PATTERN**

1. Name of Resulting Company 2: <b>TALWANDI SABO POWER LIMITED</b>			
2. Scrip Code/Name of Scrip/Class of Security: <b>NA/EQUITY SHARES (UNLISTED)</b>			
3. Share Holding Pattern Filed under: <b>Reg 31(1)(b)</b>			
a. if under 31(1)(b) then indicate the report for quarter ending			
b. if under 31(1)(c) then indicate date of allotment/extinguishment			
4. Declaration:			
	<b>Particulars</b>	<b>YES*</b>	<b>NO*</b>
a	Whether the Entity has issued any partly paid up shares		No
b	Whether the Entity has issued any Convertible Securities or Warrants?		No
c	Whether the Entity has any shares against which depository receipts are issued?		No
d	Whether the Entity has any shares in locked-in?		No
e	Whether any shares held by promoters are pledge or otherwise encumbered?		No
f	Whether the Entity has any significant beneficial owner?	Yes	
<p>*if the Listed Entity selects the option 'NO' for the questions above, the columns for the partly paid up shares, Outstanding Convertible Securities/Warrants, depository receipts, locked-in shares, No of shares pledged or otherwise encumbered by promoters, as applicable, shall not be displayed at the time of dissemination on the Stock Exchange website. Also wherever there is 'No' declared by Listed entity in above table the values will be considered as 'Zero' by default on submission of the format of holding of specified securities.</p>			
5 The tabular format for disclosure of holding of specified securities is as follows:			

For Talwandi Sabo Power Limited

*Shivangi*

Name : Shivangi Dhanuka  
Company Secretary  
ACS : A70586





Table I - Summary Statement holding of specified securities

Category	Category of Shareholder	No of Shareholders	No of fully paid up equity shares held	No of Partly paid-up equity shares held	No of Shares Underlying Depository Receipts	Total No of Shares Held (VII) = (IV)+(V)+(VI)	Shareholding as a % of total no of shares (As a % of (A+B+C2))	Number of Voting Rights held in each class of securities			No of Shares Underlying Outstanding convertible securities (Including Warrants)	Shareholding as a % assuming full conversion of convertible Securities (as a percentage of diluted share capital)	Number of Locked in Shares		Number of Shares pledged or otherwise encumbered		Number of equity shares held in dematerialized form	
								No of Voting Rights		Total as a % of (A+B+C)			No.	As a % of total Shares held	No.	As a % of total Shares held		
								Class X	Class Y	Total								
(i)	(ii)	(iii)	(iv)	(v)	(vi)	(vii)	(viii)	(ix)			(x)	(xi)	(xii)		(xiii)	(xiv)		
(A)	Promoter & Promoter Group	7	3206609692	0	0	3206609692	100.00	3206609692	0	3206609692	100.00	0	100.00	0	0	0	0.00	3206609692
(B)	Public	0	0	0	0	0	0.00	0	0	0	0.00	0	0.00	0	0	NA	NA	0
(C)	Non Promoter-Non Public																	
(C1)	Shares underlying DRs	0	0	0	0	0	NA	0	0	0	0.00	0	NA	0	0.00	NA	NA	0
(C2)	Shares held by Employes Trusts	0	0	0	0	0	0.00	0	0	0	0.00	0	0.00	0	0	NA	NA	0
	<b>Total:</b>	<b>7</b>	<b>3206609692</b>	<b>0</b>	<b>0</b>	<b>3206609692</b>	<b>100.00</b>	<b>3206609692</b>	<b>0</b>	<b>3206609692</b>	<b>100.00</b>	<b>0</b>	<b>100.00</b>	<b>0</b>	<b>0.00</b>	<b>0</b>	<b>0.00</b>	<b>3206609692</b>

For Talwandi Sabo Power Limited

*Shivangi*

Name : Shivangi Dhanuka  
Company Secretary  
ACS : A70586



Table II - Statement showing shareholding pattern of the Promoter and Promoter Group

Category	Category & Name of the Shareholder	No of Shareholders	No of fully paid up equity shares held	No of Partly paid-up equity shares held	No of Shares Underlying Depository Receipts	Total No of Shares Held (IV+V+VI)	Shareholding as a % of total no of shares (calculated as per SCRR, 1957 (VIII) As a % of (A+B+C2)	Number of Voting Rights held in each class of securities			No of Shares Underlying Outstanding convertible securities (Including Warrants)	Shareholding as a % assuming full conversion of convertible Securities (as a percentage of diluted share capital) (VII)+(X) As a % of (A+B+C2)	Number of Locked In Shares		Number of Shares pledged or otherwise encumbered		Number of equity shares held in dematerialized form	Shareholder type (Promoter/ Promoter Group)	
								No of Voting Rights		Total as a % of (A+B+C)			No.	As a % of total	No.	As a % of total Shares held			
								Class X	Class Y	Total (IX)									
(1)	(I)	(III)	(IV)	(V)	(VI)	(VII)	(VIII)	(IX)			(X)	(XI)	(XII)		(XIII)	(XIV)			
(a)	Individuals/Hindu undivided Family	0	0	0	0	0	0.00	0	0	0	0.00	0	0.00	0	0.00	0	0.00	0	
(b)	Central Government/State Government(s)	0	0	0	0	0	0.00	0	0	0	0.00	0	0.00	0	0.00	0	0.00	0	
(c)	Financial Institutions/Banks	0	0	0	0	0	0.00	0	0	0	0.00	0	0.00	0	0.00	0	0.00	0	
(d)	Any Other	7	3206609692	0	0	3206609692	100.00	3206609692	0	3206609692	100.00	0	0.00	0	0.00	0	0.00	3206609692	
	VEDANTA LIMITED AND ITS NOMINEES	7	3206609692	0	0	3206609692	100.00	3206609692	0	3206609692	100.00	0	0.00	0	0.00	0	0.00	3206609692	Promoter
	Sub-Total (A)(1)	7	3206609692	0	0	3206609692	100.00	3206609692	0	3206609692	100.00	0	0.00	0	0.00	0	0.00	3206609692	
(2)	Foreign																		
(a)	Individuals (Non-Resident Individuals/Foreign Individuals)	0	0	0	0	0	0.00	0	0	0	0.00	0	0.00	0	0.00	0	0.00	0	
(b)	Government	0	0	0	0	0	0.00	0	0	0	0.00	0	0.00	0	0.00	0	0.00	0	
(c)	Institutions	0	0	0	0	0	0.00	0	0	0	0.00	0	0.00	0	0.00	0	0.00	0	
(d)	Foreign Portfolio Investor	0	0	0	0	0	0.00	0	0	0	0.00	0	0.00	0	0.00	0	0.00	0	
(e)	Any Other	0	0	0	0	0	0.00	0	0	0	0.00	0	0.00	0	0.00	0	0.00	0	
	Sub-Total (A)(2)	0	0	0	0	0	0.00	0	0	0	0.00	0	0.00	0	0.00	0	0.00	0	
	Total Shareholding of Promoter and Promoter Group (A)=(A)(1)+(A)(2)	7	3206609692	0	0	3206609692	100.00	3206609692	0	3206609692	100.00	0	0.00	0	0.00	0	0.00	3206609692	

For Talwandi Sabo Power Limited

*Shivangi*

Name : Shivangi Dhanuka  
Company Secretary  
ACS : A70586







Table IV - Statement showing shareholding pattern of the Non Promoter - Non Public Shareholder

Category	Category & Name of the Shareholder	No. of Shareholders	No. of fully paid up equity shares held	No. of Partly paid-up equity shares held	No. of Shares Underlying Depository Receipts	Total No. of Shares Held (IV+V+VI)	Shareholding as a % of total no of shares (A+B+C2)	Number of Voting Rights held in each class of securities			No of Shares Underlying Outstanding convertible securities (Including Warrants)	Total Shareholding as a % assuming full conversion of convertible Securities (as a percentage of diluted share capital)	Number of Locked In Shares		Number of Shares pledged or otherwise encumbered		Number of equity shares held in dematerialized form
								No of Voting Rights		Total as a % of (A+B+C)			No.	As a % of total Shares held	No.	As a % of total Shares held	
								Class X	Class Y								
	(I)	(III)	(IV)	(V)	(VI)	(VII)	(VIII)	(IX)	(X)	(XI)	(XII)	(XIII)	(XIV)				
(1)	Custodian/DR Holder	0	0	0	0	0	0.00	0	0	0	0.00	0	0.00	NA	NA	0	
(2)	Employee Benefit Trust / Employee Welfare Trust under SEBI (Share Based Employee Benefits and Sweat Equity) Regulations, 2021	0	0	0	0	0	0.00	0	0	0	0.00	0	0.00	NA	NA	0	
	<b>Total Non-Promoter-Non Public Shareholding (C) = (C)(1)+(C)(2)</b>	<b>0</b>	<b>0</b>	<b>0</b>	<b>0</b>	<b>0</b>	<b>0.00</b>	<b>0</b>	<b>0</b>	<b>0</b>	<b>0.00</b>	<b>0</b>	<b>0.00</b>	<b>NA</b>	<b>NA</b>	<b>0</b>	

For Talwandi Sabo Power Limited

*Shivangi*

Name : Shivangi Dhanuka  
Company Secretary  
ACS : A70586






Table V - Significant Beneficial Owner

Sr. No.	Details of the SBO				Details of the registered owner				Details of holding/ exercise of right of the SBO in the reporting company, whether					Date of creation / acquisition of significant beneficial interest
	Name	Passport No. in case of a foreign national	Nationality	Nationality (Applicable in case of Any other is selected)	Name	Passport No. in case of a foreign national	Nationality	Nationality (Applicable in case of Any other is selected)	Whether by virtue of:					
									Shares	Voting rights	Rights on distributable dividend or any other distribution	Exercise of control	Exercise of significant influence	
1	Anil Kumar Agarwal	NA	India	NA	VEDANTA LIMITED		India		100.00	100.00				09-01-2008

**Note:**

- Talwandi Sabo Power Limited is a wholly owned subsidiary of Vedanta Limited which in turn is a majority-owned and controlled subsidiary of Vedanta Resources Limited ('VRL'). Volcan Investments Limited ('Volcan') and its subsidiary hold 100.0% of the share capital and 100.0% of the voting rights of VRL. Volcan is a holding company, 100.0% beneficially owned and controlled by the Anil Agarwal Discretionary Trust ('Trust'), Conclave PTC Limited ('Conclave') is the trustee of the Trust and the sole registered shareholder of Volcan. VRL's shares are beneficially owned by Volcan which may be deemed to be beneficially owned by the Trust, of which Mr. Anil Agarwal is the protector and with effect from October 16, 2014, one of the beneficiaries.

For Talwandi Sabo Power Limited



Name : Shivangi Dhanuka  
Company Secretary  
ACS : A70586



**Table VI - Statement showing foreign ownership limits**

	<b>Board Approved Limits</b>	<b>Limits Utilized</b>
As on shareholding date	NA	NA
As on the end of previous 1st quarter	NA	NA
As on the end of previous 2nd quarter	NA	NA
As on the end of previous 3rd quarter	NA	NA
As on the end of previous 4th quarter	NA	NA

**For Talwandi Sabo Power Limited**

*Shivangi*

**Name : Shivangi Dhanuka  
Company Secretary  
ACS : A70586**



**TALWANDI SABO POWER LIMITED  
POST-ARRANGEMENT SHAREHOLDING PATTERN**

1. Name of Resulting Company 2: **TALWANDI SABO POWER LIMITED**

2. Scrip Code/Name of Scrip/Class of Security: **NA/EQUITY SHARES (TO BE LISTED PURSUANT TO SCHEME)**

3. Share Holding Pattern Filed under: **Reg 31(1)(b)**  
 a. if under 31(1)(b) then indicate the report for quarter ending  
 b. if under 31(1)(c) then indicate date of allotment/extinguishment

*This is the Post-Arrangement Shareholding Pattern filed as per the requirements of Stock Exchanges prescribed in accordance with SEBI Master Circular dated June 20, 2023 relating to Scheme of Arrangement by Listed Entities. This Shareholding Pattern is based on the Shareholding data of Vedanta Limited (Demerged Entity) as on September 30, 2023*

4. Declaration:

	Particulars	YES*	NO*
a	Whether the Entity has issued any partly paid up shares		No
b	Whether the Entity has issued any Convertible Securities or Warrants?		No
c	Whether the Entity has any shares against which depository receipts are issued?		No
d	Whether the Entity has any shares in locked-in?		No
e	Whether any shares held by promoters are pledge or otherwise encumbered?		No
f	Whether the Entity has any significant beneficial owner?	Yes	

\*if the Entity selects the option 'NO' for the questions above, the columns for the partly paid up shares, Outstanding Convertible Securities/Warrants, depository receipts, locked-in shares, No of shares pledged or otherwise encumbered by promoters, as applicable, shall not be displayed at the time of dissemination on the Stock Exchange website. Also wherever there is 'No' declared by Entity in above table the values will be considered as 'Zero' by default on submission of the format of holding of specified securities.

5 The tabular format for disclosure of holding of specified securities is as follows:

For Talwandi Sabo Power Limited

*Shivangi*

Name : Shivangi Dhanuka  
 Company Secretary  
 ACS : A70586



Table I - Summary Statement holding of specified securities

Category	Category of Shareholder	No of Shareholders	No of fully paid up equity shares held	No of Partly paid-up equity shares held	No of Shares Underlying Depository Receipts	Total No of Shares Held (VII) = (IV)+(V)+(VI)	Shareholding as a % of total no of shares (As a % of (A+B+C2))	Number of Voting Rights held in each class of securities			No of Shares Underlying Outstanding convertible securities (Including Warrants)	Shareholding as a % assuming full conversion of convertible Securities (as a percentage of diluted share capital)	Number of Locked in Shares		Number of Shares pledged or otherwise encumbered		Number of equity shares held in dematerialized form	
								No of Voting Rights		Total as a % of (A+B+C)			No.	As a % of total Shares held	No.	As a % of total Shares held		
								Class X	Class Y	Total								
(I)	(II)	(III)	(IV)	(V)	(VI)	(VII)	(VIII)	(IX)			(X)	(XI)	(XII)		(XIII)	(XIV)		
(A)	Promoter & Promoter Group	10	2368349949	0	0	2368349949	63.71	2368349949	0	2368349949	63.71	0	63.71	0	0	0	0.00	2368349949
(B)	Public	1942789	1345937106	0	0	1345937106	36.21	1345937106	0	1345937106	36.21	0	36.21	0	0	NA	NA	1339084795
(C)	Non Promoter-Non Public																	
(C1)	Shares underlying DRs	0	0	0	0	0	NA	0	0	0	0.00	0	NA	0	0.00	NA	NA	0
(C2)	Shares held by Employes Trusts	1	2919184	0	0	2919184	0.08	2919184	0	2919184	0.08	0	0.08	0	0	NA	NA	2919184
	<b>Total:</b>	<b>1942800</b>	<b>3717206239</b>	<b>0</b>	<b>0</b>	<b>3717206239</b>	<b>100.00</b>	<b>3717206239</b>	<b>0</b>	<b>3717206239</b>	<b>100.00</b>	<b>0</b>	<b>100.00</b>	<b>0</b>	<b>0.00</b>	<b>0</b>	<b>0.00</b>	<b>3710353928</b>

For Talwandi Sabo Power Limited

*Shivangi*  
 Name : Shivangi Dhanuka  
 Company Secretary  
 ACS : A70586





Table II - Statement showing shareholding pattern of the Promoter and Promoter Group

Category	Category & Name of the Shareholder	No of Shareholders	No of fully paid up equity shares held	No of Partly paid-up equity shares held	No of Shares Underlying Depository Receipts	Total No of Shares Held (IV+V+VI)	Shareholding as a % of total no of shares (calculated as per SCRR, 1957 (VIII) As a % of (A+B+C2)	Number of Voting Rights held in each class of securities			No of Shares Underlying Outstanding convertible securities (Including Warrants)	Shareholding as a % assuming full conversion of convertible Securities (as a percentage of diluted share capital) (VII)+(X) As a % of (A+B+C2)	Number of Locked in Shares		Number of Shares pledged or otherwise encumbered		Number of equity shares held in dematerialized form	Shareholder type (Promoter/ Promoter Group)	
								No of Voting Rights		Total as a % of (A+B+C)			No.	As a % of total	No.	As a % of total Shares held			
								Class X	Class Y	Total (IX)			(X)	(XI)	(XII)	(XIII)			(XIV)
(I)	(II)	(III)	(IV)	(V)	(VI)	(VII)	(VIII)	(IX)	(X)	(XI)	(XII)	(XIII)	(XIV)	(XV)	(XVI)	(XVII)	(XVIII)	(XIX)	
(1)	Indian																		
(a)	Individuals/Hindu undivided Family	4	160656	0	0	160656	0.00	160656	0	160656	0.00	0	0.00	0	0.00	0	0.00	160656	
	PRAVIN AGARWAL	1	18660	0	0	18660	0.00	18660	0	18660	0.00	0	0.00	0	0.00	0	0.00	18660	Promoter Group
	SUMAN DIDWANIA	1	87696	0	0	87696	0.00	87696	0	87696	0.00	0	0.00	0	0.00	0	0.00	87696	Promoter Group
	ANKIT AGARWAL	1	36300	0	0	36300	0.00	36300	0	36300	0.00	0	0.00	0	0.00	0	0.00	36300	Promoter Group
	SAKSHI MODY	1	18000	0	0	18000	0.00	18000	0	18000	0.00	0	0.00	0	0.00	0	0.00	18000	Promoter Group
	ANIL AGARWAL	0	0	0	0	0	0.00	0	0	0	0.00	0	0.00	0	0.00	0	0.00	0	Promoter
	VEDVATI AGARWAL	0	0	0	0	0	0.00	0	0	0	0.00	0	0.00	0	0.00	0	0.00	0	Promoter Group
	NAVIN AGARWAL	0	0	0	0	0	0.00	0	0	0	0.00	0	0.00	0	0.00	0	0.00	0	Promoter Group
	KIRAN AGARWAL	0	0	0	0	0	0.00	0	0	0	0.00	0	0.00	0	0.00	0	0.00	0	Promoter Group
	AGNIVESH AGARWAL	0	0	0	0	0	0.00	0	0	0	0.00	0	0.00	0	0.00	0	0.00	0	Promoter Group
	PRIYA AGARWAL	0	0	0	0	0	0.00	0	0	0	0.00	0	0.00	0	0.00	0	0.00	0	Promoter Group
	PRATIK AGARWAL	0	0	0	0	0	0.00	0	0	0	0.00	0	0.00	0	0.00	0	0.00	0	Promoter Group
(b)	Central Government/State Government(s)	0	0	0	0	0	0.00	0	0	0	0.00	0	0.00	0	0.00	0	0.00	0	
(c)	Financial Institutions/Banks	0	0	0	0	0	0.00	0	0	0	0.00	0	0.00	0	0.00	0	0.00	0	
(d)	Any Other	0	0	0	0	0	0.00	0	0	0	0.00	0	0.00	0	0.00	0	0.00	0	
	HARE KRISHNA PACKAGING PVT LIMITED	0	0	0	0	0	0.00	0	0	0	0.00	0	0.00	0	0.00	0	0.00	0	Promoter Group
	STERLITE METALS ROLLING MILLS PVT LIMITED	0	0	0	0	0	0.00	0	0	0	0.00	0	0.00	0	0.00	0	0.00	0	Promoter Group
	Sub-Total (A)(1)	4	160656	0	0	160656	0.00	160656	0	160656	0.00	0	0.00	0	0.00	0	0.00	160656	
(2)	Foreign																		
(a)	Individuals (Non-Resident Individuals/Foreign Individuals)	0	0	0	0	0	0.00	0	0	0	0.00	0	0.00	0	0.00	0	0.00	0	
(b)	Government	0	0	0	0	0	0.00	0	0	0	0.00	0	0.00	0	0.00	0	0.00	0	
(c)	Institutions	0	0	0	0	0	0.00	0	0	0	0.00	0	0.00	0	0.00	0	0.00	0	
(d)	Foreign Portfolio Investor	0	0	0	0	0	0.00	0	0	0	0.00	0	0.00	0	0.00	0	0.00	0	
(e)	Any Other	6	2368189293	0	0	2368189293	63.71	2368189293	0	2368189293	63.71	0	63.71	0	0.00	0	0.00	2368189293	
	WELTER TRADING LIMITED	1	38241056	0	0	38241056	1.03	38241056	0	38241056	1.03	0	1.03	0	0.00	0	0.00	38241056	Promoter Group
	FINSIDER INTERNATIONAL COMPANY LIMITED	1	163464540	0	0	163464540	4.40	163464540	0	163464540	4.40	0	4.40	0	0.00	0	0.00	163464540	Promoter
	TWIN STAR HOLDINGS LTD	1	1564805858	0	0	1564805858	42.10	1564805858	0	1564805858	42.10	0	42.10	0	0.00	0	0.00	1564805858	Promoter Group
	VEDANTA HOLDINGS MAURITIUS LIMITED	1	107342705	0	0	107342705	2.89	107342705	0	107342705	2.89	0	2.89	0	0.00	0	0.00	107342705	Promoter Group
	VEDANTA HOLDINGS MAURITIUS II LIMITED	1	492820420	0	0	492820420	13.26	492820420	0	492820420	13.26	0	13.26	0	0.00	0	0.00	492820420	Promoter Group
	VEDANTA NETHERLANDS INVESTMENTS B.V.	1	1514714	0	0	1514714	0.04	1514714	0	1514714	0.04	0	0.04	0	0.00	0	0.00	1514714	Promoter Group
	VEDANTA NETHERLANDS INVESTMENTS II B.V.	0	0	0	0	0	0.00	0	0	0	0.00	0	0.00	0	0.00	0	0.00	0	Promoter Group
	VEDANTA UK INVESTMENTS LIMITED	0	0	0	0	0	0.00	0	0	0	0.00	0	0.00	0	0.00	0	0.00	0	Promoter Group
	WESTGLOBE LIMITED	0	0	0	0	0	0.00	0	0	0	0.00	0	0.00	0	0.00	0	0.00	0	Promoter Group
	RICHTER HOLDING LIMITED, CYPRUS	0	0	0	0	0	0.00	0	0	0	0.00	0	0.00	0	0.00	0	0.00	0	Promoter Group
	VEDANTA RESOURCES CYPRUS LIMITED (VRCL, CYPRUS)	0	0	0	0	0	0.00	0	0	0	0.00	0	0.00	0	0.00	0	0.00	0	Promoter Group
	VEDANTA RESOURCES MAURITIUS LIMITED	0	0	0	0	0	0.00	0	0	0	0.00	0	0.00	0	0.00	0	0.00	0	Promoter Group
	VEDANTA RESOURCES HOLDINGS LIMITED (VRHL, UK)	0	0	0	0	0	0.00	0	0	0	0.00	0	0.00	0	0.00	0	0.00	0	Promoter Group
	VEDANTA FINANCE UK LIMITED (VFUL)	0	0	0	0	0	0.00	0	0	0	0.00	0	0.00	0	0.00	0	0.00	0	Promoter Group
	VEDANTA RESOURCES LIMITED, UK	0	0	0	0	0	0.00	0	0	0	0.00	0	0.00	0	0.00	0	0.00	0	Promoter Group
	VEDANTA HOLDINGS JERSEY LIMITED	0	0	0	0	0	0.00	0	0	0	0.00	0	0.00	0	0.00	0	0.00	0	Promoter Group
	VOLCAN INVESTMENTS CYPRUS LIMITED	0	0	0	0	0	0.00	0	0	0	0.00	0	0.00	0	0.00	0	0.00	0	Promoter Group
	VEDANTA RESOURCES FINANCE LIMITED	0	0	0	0	0	0.00	0	0	0	0.00	0	0.00	0	0.00	0	0.00	0	Promoter Group
	VEDANTA RESOURCES FINANCE II PLC	0	0	0	0	0	0.00	0	0	0	0.00	0	0.00	0	0.00	0	0.00	0	Promoter Group
	ANIL AGARWAL DISCRETIONARY TRUST	0	0	0	0	0	0.00	0	0	0	0.00	0	0.00	0	0.00	0	0.00	0	Promoter Group
	CONCLAVE PTC LIMITED	0	0	0	0	0	0.00	0	0	0	0.00	0	0.00	0	0.00	0	0.00	0	Promoter Group
	VOLCAN INVESTMENTS LIMITED	0	0	0	0	0	0.00	0	0	0	0.00	0	0.00	0	0.00	0	0.00	0	Promoter Group
	Sub-Total (A)(2)	6	2368189293	0	0	2368189293	63.71	2368189293	0	2368189293	63.71	0	63.71	0	0.00	0	0.00	2368189293	
	Total Shareholding of Promoter and Promoter Group (A)=(A)(1)+(A)(2)	10	2368349949	0	0	2368349949	63.71	2368349949	0	2368349949	63.71	0	63.71	0	0.00	0	0.00	2368349949	

For Talwandi Sabo Power Limited

*Shivangi*

Name : Shivangi Dhanuka  
Company Secretary  
ACS : A70586







Table IV - Statement showing shareholding pattern of the Non Promoter - Non Public Shareholder

Category	Category & Name of the Shareholder	No. of Shareholders	No. of fully paid up equity shares held	No. of Partly paid-up equity shares held	No. of Shares Underlying Depository Receipts	Total No. of Shares Held (IV+V+VI)	Shareholding as a % of total no of shares (A+B+C2)	Number of Voting Rights held in each class of securities			No of Shares Underlying Outstanding convertible securities (Including Warrants)	Total Shareholding as a % assuming full conversion of convertible Securities (as a percentage of diluted share capital)	Number of Locked in Shares		Number of Shares pledged or otherwise encumbered		Number of equity shares held in dematerialized form	
								No of Voting Rights		Total as a % of (A+B+C)			No.	As a % of total Shares held	No.	As a % of total Shares held		
								Class X	Class Y									Total
	(I)	(III)	(IV)	(V)	(VI)	(VII)	(VIII)	(IX)			(X)	(XI)	(XII)		(XIII)	(XIV)		
(1)	Custodian/DR Holder	0	0	0	0	0	0.00	0	0	0	0.00	0	0.00	0	0.00	NA	NA	0
(2)	Employee Benefit Trust / Employee Welfare Trust under SEBI (Share Based Employee Benefits and Sweat Equity) Regulations, 2021	1	2919184	0	0	2919184	0.08	2919184	0	2919184	0.08	0	0.08	0	0.00	NA	NA	2919184
	<b>Total Non-Promoter-Non Public Shareholding (C) = (C)(1)+(C)(2)</b>	<b>1</b>	<b>2919184</b>	<b>0</b>	<b>0</b>	<b>2919184</b>	<b>0.08</b>	<b>2919184</b>	<b>0</b>	<b>2919184</b>	<b>0.08</b>	<b>0</b>	<b>0.08</b>	<b>0</b>	<b>0.00</b>	<b>NA</b>	<b>NA</b>	<b>2919184</b>

Note: As per Regulation 3(5) of the SEBI(Share based Employee Benefits and Sweat Equity) Regulations, 2021 the voting rights of Vedanta Limited ESOS Trust are reserved

For Talwandi Sabo Power Limited

*Shivangi*

Name : Shivangi Dhanuka  
Company Secretary  
ACS : A70586





Table V - Significant Beneficial Owner

Sr. No.	Details of the SBO				Details of the registered owner				Details of holding/ exercise of right of the SBO in the reporting company, whether					Date of creation / acquisition of significant beneficial interest
	Name	Passport No. in case of a foreign national	Nationality	Nationality (Applicable in case of Any other is selected)	Name	Passport No. in case of a foreign national	Nationality	Nationality (Applicable in case of Any other is selected)	Whether by virtue of:					
									Shares	Voting rights	Rights on distributable dividend or any other distribution	Exercise of control	Exercise of significant influence	
1	Anil Kumar Agarwal	NA	India	NA	FINSIDER INTERNATIONAL COMPANY LIMITED		Any other	It is a Body Corporate in London	4.4			No	No	Effective Date as defined in the Scheme
		NA	India	NA	WELTER TRADING LIMITED		Any other	It is a Body Corporate in Cyprus	1.03			No	No	
		NA	India	NA	TWIN STAR HOLDINGS LIMITED		Any other	It is a Body Corporate in Mauritius	42.1			No	No	
		NA	India	NA	VEDANTA HOLDINGS MAURITIUS II LIMITED		Any other	It is a Body Corporate in Mauritius	13.26			No	No	
		NA	India	NA	VEDANTA HOLDINGS MAURITIUS LIMITED		Any other	It is a Body Corporate in Mauritius	2.89			No	No	
		NA	India	NA	VEDANTA NETHERLANDS INVESTMENTS B.V		Any other	It is a Body Corporate in Netherlands	0.04			No	No	

**Note:**

- Talwandi Sabo Power Limited shall be a majority-owned and controlled subsidiary of Vedanta Resources Limited ('VRL'). Volcan Investments Limited ('Volcan') and its subsidiary hold 100.0% of the share capital and 100.0% of the voting rights of VRL. Volcan is a holding company, 100.0% beneficially owned and controlled by the Anil Agarwal Discretionary Trust ('Trust'). Conclave PTC Limited ('Conclave') is the trustee of the Trust and the sole registered shareholder of Volcan. VRL's shares are beneficially owned by Volcan which may be deemed to be beneficially owned by the Trust, of which Mr. Anil Agarwal is the protector and with effect from October 16, 2014, one of the beneficiaries.

For Talwandi Sabo Power Limited



Name : Shivangi Dhanuka  
Company Secretary  
ACS : A70586





**Table VI - Statement showing foreign ownership limits**

	<b>Board Approved Limits</b>	<b>Limits Utilized</b>
As on shareholding date	100%	7.82%
As on the end of previous 1st quarter	100%	7.48%
As on the end of previous 2nd quarter	100%	7.88%
As on the end of previous 3rd quarter	100%	7.90%
As on the end of previous 4th quarter	100%	8.09%

**Note: The limits set out above are based on the limits approved and utilized by Vedanta Limited (Demerged Entity) as on September 30, 2023**

**For Talwandi Sabo Power Limited**

*Shivangi*

**Name : Shivangi Dhanuka  
Company Secretary  
ACS : A70586**



**MALCO ENERGY LIMITED**  
**PRE-ARRANGEMENT SHAREHOLDING PATTERN**

1.	Name of Resulting Company 3: <b>MALCO ENERGY LIMITED</b>		
2.	Scrip Code/Name of Scrip/Class of Security: <b>NA/EQUITY SHARES (UNLISTED)</b>		
3.	Share Holding Pattern Filed under: <b>Reg 31(1)(b)</b>		
	a. if under 31(1)(b) then indicate the report for quarter ending		
	b. if under 31(1)(c) then indicate date of allotment/extinguishment		
4.	Declaration:		
	<b>Particulars</b>	<b>YES*</b>	<b>NO*</b>
a	Whether the Entity has issued any partly paid up shares		No
b	Whether the Entity has issued any Convertible Securities or Warrants?	Yes**	
c	Whether the Entity has any shares against which depository receipts are issued?		No
d	Whether the Entity has any shares in locked-in?		No
e	Whether any shares held by promoters are pledge or otherwise encumbered?		No
f	Whether the Entity has any significant beneficial owner?	Yes	
<p>*If the Listed Entity selects the option 'NO' for the questions above, the columns for the partly paid up shares, Outstanding Convertible Securities/Warrants, depository receipts, locked-in shares, No of shares pledged or otherwise encumbered by promoters, as applicable, shall not be displayed at the time of dissemination on the Stock Exchange website. Also wherever there is 'No' declared by Listed entity in above table the values will be considered as 'Zero' by default on submission of the format of holding of specified securities.</p>			
5	The tabular format for disclosure of holding of specified securities is as follows:		

Rabin Raju

**\*\*Malco Energy Limited (Resulting Company – 3) had issued 6,13,54,483 no. of Unsecured Compulsory Convertible Debentures (CCDs) to Vedanta Limited (Demerged Company) which are classified as equity in nature.**



Table I - Summary Statement holding of specified securities

Category	Category of Shareholder	No of Shareholders	No of fully paid up equity shares held	No of Partly paid-up equity shares held	No of Shares Underlying Depository Receipts	Total No of Shares Held (VII) = (IV)+(V)+(VI)	Shareholding as a % of total no of shares (As a % of (A+B+C2))	Number of Voting Rights held in each class of securities			No of Shares Underlying Outstanding convertible securities (including Warrants)	Shareholding as a % assuming full conversion of convertible Securities (as a percentage of diluted share capital)	Number of Locked in Shares		Number of Shares pledged or otherwise encumbered		Number of equity shares held in dematerialized form	
								Class X	Class Y	Total			No.	As a % of total Shares held	No.	As a % of total Shares held		
(I)	(II)	(III)	(IV)	(V)	(VI)	(VII)	(VIII)	(IX)	(X)	(XI)	(XII)	(XIII)	(XIV)					
(A)	Promoter & Promoter Group	7	23366406	0	0	23366406	100.00	23366406	0	23366406	100.00	131588562	100.00	0	0	0	0.00	23366406
(B)	Public	0	0	0	0	0	0.00	0	0	0	0.00	0	0.00	0	0	NA	NA	0
(C)	Non Promoter-Non Public	0	0	0	0	0	NA	0	0	0	0.00	0	NA	0	0.00	NA	NA	0
(C1)	Shares underlying DRs	0	0	0	0	0	0.00	0	0	0	0.00	0	0.00	0	0	NA	NA	0
(C2)	Shares held by Employees Trusts	0	0	0	0	0	0.00	0	0	0	0.00	0	0.00	0	0	NA	NA	0
	<b>Total:</b>	<b>7</b>	<b>23366406</b>	<b>0</b>	<b>0</b>	<b>23366406</b>	<b>100.00</b>	<b>23366406</b>	<b>0</b>	<b>23366406</b>	<b>100.00</b>	<b>131588562</b>	<b>100.00</b>	<b>0</b>	<b>0.00</b>	<b>0</b>	<b>0.00</b>	<b>23366406</b>

*Adhis Singh*



Table II - Statement showing shareholding pattern of the Promoter and Promoter Group

Category	Category & Name of the Shareholder	No of Shareholders	No of fully paid up equity shares held	No of Partly paid up equity shares held	No of Shares Underlying Depository Receipts	Total No of Shares Held (IV+V+VI)	Shareholding as a % of total no of shares (calculated as per SCRR, 1957 (VIII) As a % of (A+B+C2)	Number of Voting Rights held in each class of securities			No of Shares Underlying Outstanding convertible securities (including Warrants)	Shareholding as a % assuming full conversion of convertible Securities (as a percentage of diluted share capital) (VII)+(X) As a % of (A+B+C2)	Number of Locked in Shares		Number of Shares pledged or otherwise encumbered		Number of equity shares held in dematerialized form	Shareholder type (Promoter/ Promoter Group)	
								No of Voting Rights		Total as a % of (A+B+C)			No.	As a % of total	No.	As a % of total Shares held			
								Class X	Class Y	Total (X)			(X)	(XI)	(XII)	(XIII)			(XIV)
	(I)	(III)	(IV)	(V)	(VI)	(VII)	(VIII)												
[1]	Indian																		
[a]	Individuals/Hindu undivided Family	0	0	0	0	0	0.00	0	0	0	0.00	0	0.00	0	0.00	0	0.00	0	0.00
[b]	Central Government/State Government(s)	0	0	0	0	0	0.00	0	0	0	0.00	0	0.00	0	0.00	0	0.00	0	0.00
[c]	Financial Institutions/Banks	0	0	0	0	0	0.00	0	0	0	0.00	0	0.00	0	0.00	0	0.00	0	0.00
[d]	Any Other	7	23366406	0	0	23366406	100.00	23366406	0	23366406	100.00	131588562	100.00	0	0.00	0	0.00	23366406	Promoter
	VEDANTA LIMITED AND ITS NOMINEES	7	23366406	0	0	23366406	100.00	23366406	0	23366406	100.00	131588562	100.00	0	0.00	0	0.00	23366406	Promoter
	Sub-Total [A][1]	7	23366406	0	0	23366406	100.00	23366406	0	23366406	100.00	131588562	100.00	0	0.00	0	0.00	23366406	
[2]	Foreign																		
[a]	Individuals (Non-Resident Individuals/Foreign Individuals)	0	0	0	0	0	0.00	0	0	0	0.00	0	0.00	0	0.00	0	0.00	0	0.00
[b]	Government	0	0	0	0	0	0.00	0	0	0	0.00	0	0.00	0	0.00	0	0.00	0	0.00
[c]	Institutions	0	0	0	0	0	0.00	0	0	0	0.00	0	0.00	0	0.00	0	0.00	0	0.00
[d]	Foreign Portfolio Investor	0	0	0	0	0	0.00	0	0	0	0.00	0	0.00	0	0.00	0	0.00	0	0.00
[e]	Any Other	0	0	0	0	0	0.00	0	0	0	0.00	0	0.00	0	0.00	0	0.00	0	0.00
	Sub-Total [A][2]	0	0	0	0	0	0.00	0	0	0	0.00	0	0.00	0	0.00	0	0.00	0	0.00
	Total Shareholding of Promoter and Promoter Group [A]=[A][1]+[A][2]	7	23366406	0	0	23366406	100.00	23366406	0	23366406	100.00	131588562	100.00	0	0.00	0	0.00	23366406	

*Handwritten signature*







Table IV - Statement showing shareholding pattern of the Non Promoter - Non Public Shareholder

Category	Category & Name of the Shareholder	No. of Shareholders	No. of fully paid up equity shares held	No. of Partly-paid-up equity shares held	No. of Shares Underlying Depository Receipts	Total No. of Shares Held (IV+V+VI)	Shareholding as a % of total no of shares (A+B+C2)	Number of Voting Rights held in each class of securities			No of Shares Underlying Outstanding convertible securities (Including Warrants)	Total Shareholding as a % assuming full conversion of convertible Securities (as a percentage of diluted share capital)	Number of Locked in Shares		Number of Shares pledged or otherwise encumbered		Number of equity shares held in dematerialized form	
								No of Voting Rights					Total as a % of (A+B+C)	No.	As a % of total Shares held	No.		As a % of total Shares held
								Class X	Class Y	Total								
	(I)	(III)	(IV)	(V)	(VI)	(VII)	(VIII)	(IX)			(X)	(XI)	(XII)		(XIII)	(XIV)		
(1)	Custodian/DR Holder	0	0	0	0	0	0.00	0	0	0	0.00	0	0.00	0	0.00	NA	NA	0
(2)	Employee Benefit Trust / Employee Welfare Trust under SEBI (Share Based Employee Benefits and Sweat Equity) Regulations, 2021	0	0	0	0	0	0.00	0	0	0	0.00	0	0.00	0	0.00	NA	NA	0
	<b>Total Non Promoter Non Public Shareholding [C] = [C]1+[C]2</b>	<b>0</b>	<b>0</b>	<b>0</b>	<b>0</b>	<b>0</b>	<b>0.00</b>	<b>0</b>	<b>0</b>	<b>0</b>	<b>0.00</b>	<b>0</b>	<b>0.00</b>	<b>0</b>	<b>0.00</b>	<b>NA</b>	<b>NA</b>	<b>0</b>

*Calvin Raju*



Table V - Significant Beneficial Owner

Sr. No.	Details of the SBO				Details of the registered owner				Details of holding/ exercise of right of the SBO in the reporting company, whether					Date of creation / acquisition of significant beneficial interest	
	Name	Passport No. in case of a foreign national	Nationality	Nationality (Applicable in case of Any other is selected)	Name	Passport No. in case of a foreign national	Nationality	Nationality (Applicable in case of Any other is selected)	Whether by virtue of:						
									Shares	Voting rights	Rights on distributable dividend or any other distribution	Exercise of control	Exercise of significant influence		
1	Anil Kumar Agarwal	NA	India	NA	VEDANTA LIMITED		India		100.00	100.00					14-04-2001

Note:  
 - Malco Energy Limited is a wholly owned subsidiary of Vedanta Limited which in turn is a majority-owned and controlled subsidiary of Vedanta Resources Limited ('VRL'). Volcan Investments Limited ('Volcan') and its subsidiary hold 100.0% of the share capital and 100.0% of the voting rights of VRL. Volcan is a holding company, 100.0% beneficially owned and controlled by the Anil Agarwal Discretionary Trust ('Trust'). Conclave PTC Limited ('Conclave') is the trustee of the Trust and the sole registered shareholder of Volcan. VRL's shares are beneficially owned by Volcan which may be deemed to be beneficially owned by the Trust, of which Mr. Anil Agarwal is the protector and with effect from October 16, 2014, one of the beneficiaries.

*Handwritten signature*



Table VI - Statement showing foreign ownership limits

	Board Approved Limits	Limits Utilized
As on shareholding date	NA	NA
As on the end of previous 1st quarter	NA	NA
As on the end of previous 2nd quarter	NA	NA
As on the end of previous 3rd quarter	NA	NA
As on the end of previous 4th quarter	NA	NA

*Carinday*





**MALCO ENERGY LIMITED**  
**POST-ARRANGEMENT SHAREHOLDING PATTERN**

1. Name of Resulting Company 3: **MALCO ENERGY LIMITED**  
 2. Scrip Code/Name of Scrip/Class of Security: **NA/EQUITY SHARES (TO BE LISTED PURSUANT TO SCHEME)**  
 3. Share Holding Pattern Filed under: **Reg 31(1)(b)**  
 a. if under 31(1)(b) then indicate the report for quarter ending  
 b. if under 31(1)(c) then indicate date of allotment/extinguishment

*This is the Post-Arrangement Shareholding Pattern filed as per the requirements of Stock Exchanges prescribed in accordance with SEBI Master Circular dated June 20, 2023 relating to Scheme of Arrangement by Listed Entities. This Shareholding Pattern is based on the Shareholding data of Vedanta Limited (Demerged Entity) as on September 30, 2023*

4. Declaration:

Particulars	YES*	NO*
a Whether the Entity has issued any partly paid up shares		No
b Whether the Entity has issued any Convertible Securities or Warrants?		No
c Whether the Entity has any shares against which depository receipts are issued?		No
d Whether the Entity has any shares in locked-in?		No
e Whether any shares held by promoters are pledge or otherwise encumbered?		No
f Whether the Entity has any significant beneficial owner?	Yes	

\*if the Entity selects the option 'NO' for the questions above, the columns for the partly paid up shares, Outstanding Convertible Securities/Warrants, depository receipts, locked-in shares, No of shares pledged or otherwise encumbered by promoters, as applicable, shall not be displayed at the time of dissemination on the Stock Exchange website. Also wherever there is 'No' declared by Entity in above table the values will be considered as 'Zero' by default on submission of the format of holding of specified securities.

5 The tabular format for disclosure of holding of specified securities is as follows:

*Handwritten signature in blue ink.*



Table I - Summary Statement holding of specified securities

Category	Category of Shareholder	No of Shareholders	No of fully paid up equity shares held	No of Partly paid-up equity shares held	No of Shares Underlying Depository Receipts	Total No of Shares Held (VII) = (IV)+(V)+(VI)	Shareholding as a % of total no of shares (As a % of (A+B+C2))	Number of Voting Rights held in each class of securities			No of Shares Underlying Outstanding convertible securities (Including Warrants)	Shareholding as a % assuming full conversion of convertible Securities (as a percentage of diluted share capital)	Number of Locked in Shares		Number of Shares pledged or otherwise encumbered		Number of equity shares held in dematerialized form	
								No.	As a % of total Shares held	No.			As a % of total Shares held					
								No of Voting Rights			Total as a % of (A+B+C)							
								Class X	Class Y	Total								
(I)	(II)	(III)	(IV)	(V)	(VI)	(VII)	(VIII)	(IX)			(X)	(XI)	(XII)		(XIII)		(XIV)	
(A)	Promoter & Promoter Group	10	2368349949	0	0	2368349949	63.71	2368349949	0	2368349949	63.71	0	63.71	0	0	0	0.00	2368349949
(B)	Public	1942789	1345937106	0	0	1345937106	36.21	1345937106	0	1345937106	36.21	0	36.21	0	0	NA	NA	1339084795
(C)	Non Promoter-Non Public																	
(C1)	Shares underlying DRs	0	0	0	0	0	NA	0	0	0	0.00	0	NA	0	0.00	NA	NA	0
(C2)	Shares held by Employees Trusts	1	2919184	0	0	2919184	0.08	2919184	0	2919184	0.08	0	0.08	0	0	NA	NA	2919184
	Total:	1942800	3717206239	0	0	3717206239	100.00	3717206239	0	3717206239	100.00	0	100.00	0	0.00	0	0.00	3710349928

*Dabir Singh*



Table II - Statement showing shareholding pattern of the Promoter and Promoter Group

Category	Category & Name of the Shareholder	No of Shareholders	No of fully paid up equity shares held	No of Partly paid up equity shares held	No of Shares Underlying Depository Receipts	Total No of Shares Held (IV+V+VI)	Shareholding as a % of total no of shares (calculated as per SCRR, 1957 (VIII)-X) As a % of (A+B+C)	Number of Voting Rights held in each class of securities			No of Shares Underlying Outstanding convertible securities (Including Warrants)	Shareholding as a % assuming full conversion of convertible Securities (as a percentage of diluted share capital) (VII)-(X) As a % of (A+B+C)	Number of Locked in Shares		Number of Shares pledged or otherwise encumbered		Number of equity shares held in dematerialized form	Shareholder type (Promoter / Promoter Group)	
								No of Voting Rights					Total as a % of (A+B+C)	No.	As a % of total	No.			As a % of total Shares held
								Class X	Class Y	Total (X)									
	(I)	(III)	(IV)	(V)	(VI)	(VII)	(VIII)				(X)	(XI)	(XII)	(XIII)		(XIV)			
(1)	Indian																		
(a)	Individuals/Hindu undivided Family	4	160656	0	0	160656	0.00	160656	0	160656	0.00	0	0.00	0	0.00	0	0.00	160656	
	PRAVIN AGARWAL	1	18660	0	0	18660	0.00	18660	0	18660	0.00	0	0.00	0	0.00	0	0.00	18660	Promoter Group
	SUMAN DIDWANIA	1	87696	0	0	87696	0.00	87696	0	87696	0.00	0	0.00	0	0.00	0	0.00	87696	Promoter Group
	ANKIT AGARWAL	1	36300	0	0	36300	0.00	36300	0	36300	0.00	0	0.00	0	0.00	0	0.00	36300	Promoter Group
	SAKSHI MODY	1	18000	0	0	18000	0.00	18000	0	18000	0.00	0	0.00	0	0.00	0	0.00	18000	Promoter Group
	ANIL AGARWAL	0	0	0	0	0	0.00	0	0	0	0.00	0	0.00	0	0.00	0	0.00	0	Promoter
	VEDWATI AGARWAL	0	0	0	0	0	0.00	0	0	0	0.00	0	0.00	0	0.00	0	0.00	0	Promoter Group
	NAVIN AGARWAL	0	0	0	0	0	0.00	0	0	0	0.00	0	0.00	0	0.00	0	0.00	0	Promoter Group
	KIRAN AGARWAL	0	0	0	0	0	0.00	0	0	0	0.00	0	0.00	0	0.00	0	0.00	0	Promoter Group
	ADNIVESH AGARWAL	0	0	0	0	0	0.00	0	0	0	0.00	0	0.00	0	0.00	0	0.00	0	Promoter Group
	PRIYA AGARWAL	0	0	0	0	0	0.00	0	0	0	0.00	0	0.00	0	0.00	0	0.00	0	Promoter Group
	PRATIK AGARWAL	0	0	0	0	0	0.00	0	0	0	0.00	0	0.00	0	0.00	0	0.00	0	Promoter Group
(b)	Central Government/State Government(s)	0	0	0	0	0	0.00	0	0	0	0.00	0	0.00	0	0.00	0	0.00	0	
(c)	Financial Institutions/Banks	0	0	0	0	0	0.00	0	0	0	0.00	0	0.00	0	0.00	0	0.00	0	
(d)	Any Other	0	0	0	0	0	0.00	0	0	0	0.00	0	0.00	0	0.00	0	0.00	0	
	HARE KRISHNA PACKAGING PVT LIMITED	0	0	0	0	0	0.00	0	0	0	0.00	0	0.00	0	0.00	0	0.00	0	Promoter Group
	STERLITE METALS ROLLING MILLS PVT LIMITED	0	0	0	0	0	0.00	0	0	0	0.00	0	0.00	0	0.00	0	0.00	0	Promoter Group
	Sub-Total (A)(1)	4	160656	0	0	160656	0.00	160656	0	160656	0.00	0	0.00	0	0.00	0	0.00	160656	
(2)	Foreign																		
(a)	Individuals (Non-Resident Individuals/Foreign Individuals)	0	0	0	0	0	0.00	0	0	0	0.00	0	0.00	0	0.00	0	0.00	0	
(b)	Government	0	0	0	0	0	0.00	0	0	0	0.00	0	0.00	0	0.00	0	0.00	0	
(c)	Institutions	0	0	0	0	0	0.00	0	0	0	0.00	0	0.00	0	0.00	0	0.00	0	
(d)	Foreign Portfolio Investor	0	0	0	0	0	0.00	0	0	0	0.00	0	0.00	0	0.00	0	0.00	0	
(e)	Any Other	6	2368189293	0	0	2368189293	63.71	2368189293	0	2368189293	63.71	0	63.71	0	0.00	0	0.00	2368189293	
	WELTER TRADING LIMITED	0	38241056	0	0	38241056	1.03	38241056	0	38241056	1.03	0	1.03	0	0.00	0	0.00	38241056	Promoter Group
	PINSDER INTERNATIONAL COMPANY LIMITED	0	163464540	0	0	163464540	4.40	163464540	0	163464540	4.40	0	4.40	0	0.00	0	0.00	163464540	Promoter
	TWIN STAR HOLDINGS LTD	0	1564805858	0	0	1564805858	42.10	1564805858	0	1564805858	42.10	0	42.10	0	0.00	0	0.00	1564805858	Promoter Group
	VEDANTA HOLDINGS MAURITIUS LIMITED	0	107342705	0	0	107342705	2.89	107342705	0	107342705	2.89	0	2.89	0	0.00	0	0.00	107342705	Promoter Group
	VEDANTA HOLDINGS MAURITIUS II LIMITED	0	492820420	0	0	492820420	13.26	492820420	0	492820420	13.26	0	13.26	0	0.00	0	0.00	492820420	Promoter Group
	VEDANTA NETHERLANDS INVESTMENTS B.V.	0	1514714	0	0	1514714	0.04	1514714	0	1514714	0.04	0	0.04	0	0.00	0	0.00	1514714	Promoter Group
	VEDANTA NETHERLANDS INVESTMENTS II B.V.	0	0	0	0	0	0.00	0	0	0	0.00	0	0.00	0	0.00	0	0.00	0	Promoter Group
	VEDANTA UK INVESTMENTS LIMITED	0	0	0	0	0	0.00	0	0	0	0.00	0	0.00	0	0.00	0	0.00	0	Promoter Group
	WESTGLOBE LIMITED	0	0	0	0	0	0.00	0	0	0	0.00	0	0.00	0	0.00	0	0.00	0	Promoter Group
	RICHTER HOLDING LIMITED, CYPRUS	0	0	0	0	0	0.00	0	0	0	0.00	0	0.00	0	0.00	0	0.00	0	Promoter Group
	VEDANTA RESOURCES CYPRUS LIMITED (VRCL, CYPRUS)	0	0	0	0	0	0.00	0	0	0	0.00	0	0.00	0	0.00	0	0.00	0	Promoter Group
	VEDANTA RESOURCES MAURITIUS LIMITED	0	0	0	0	0	0.00	0	0	0	0.00	0	0.00	0	0.00	0	0.00	0	Promoter Group
	VEDANTA RESOURCES HOLDINGS LIMITED (VRHL, UK)	0	0	0	0	0	0.00	0	0	0	0.00	0	0.00	0	0.00	0	0.00	0	Promoter Group
	VEDANTA FINANCE UK LIMITED (VFUL)	0	0	0	0	0	0.00	0	0	0	0.00	0	0.00	0	0.00	0	0.00	0	Promoter Group
	VEDANTA RESOURCES LIMITED, UK	0	0	0	0	0	0.00	0	0	0	0.00	0	0.00	0	0.00	0	0.00	0	Promoter Group
	VEDANTA HOLDINGS JERSEY LIMITED	0	0	0	0	0	0.00	0	0	0	0.00	0	0.00	0	0.00	0	0.00	0	Promoter Group
	VOLCAN INVESTMENTS CYPRUS LIMITED	0	0	0	0	0	0.00	0	0	0	0.00	0	0.00	0	0.00	0	0.00	0	Promoter Group
	VEDANTA RESOURCES FINANCE LIMITED	0	0	0	0	0	0.00	0	0	0	0.00	0	0.00	0	0.00	0	0.00	0	Promoter Group
	VEDANTA RESOURCES FINANCE II PLC	0	0	0	0	0	0.00	0	0	0	0.00	0	0.00	0	0.00	0	0.00	0	Promoter Group
	ANIL AGARWAL DISCRETIONARY TRUST	0	0	0	0	0	0.00	0	0	0	0.00	0	0.00	0	0.00	0	0.00	0	Promoter Group
	CONCLAVE PTC LIMITED	0	0	0	0	0	0.00	0	0	0	0.00	0	0.00	0	0.00	0	0.00	0	Promoter Group
	VOLCAN INVESTMENTS LIMITED	0	0	0	0	0	0.00	0	0	0	0.00	0	0.00	0	0.00	0	0.00	0	Promoter Group
	Sub-Total (A)(2)	6	2368189293	0	0	2368189293	63.71	2368189293	0	2368189293	63.71	0	63.71	0	0.00	0	0.00	2368189293	
	Total Shareholding of Promoter and Promoter Group (A)=(A)(1)+(A)(2)	10	2368349949	0	0	2368349949	63.71	2368349949	0	2368349949	63.71	0	63.71	0	0.00	0	0.00	2368349949	

*Calvin Jay*



Table B - Statement showing shareholding pattern of the Public shareholder

S.No.	Category & Name of the Shareholder	No of Shareholders	No of fully paid up equity shares held	No of Partly paid up equity shares held	No of Shares Underlying Depository Receipts	Total No of Shares Held (IV+V+VI)	Shareholding as a % of total no of shares (A+B+C)	Number of Voting Rights held in each class of securities			No of Shares Underlying Outstanding convertible securities (including Warrants)	Total Shareholding as a % assuming full conversion of convertible Securities (as a percentage of diluted share capital)	Number of Locked in Shares		Number of Shares pledged or otherwise encumbered		Number of equity shares held in dematerialised form	Sub-Categorization of Shares			
								No of Voting Rights					Total as a % of (A+B+C)	No.	As a % of total Shares held	No.		As a % of total Shares held	Shareholding (No. of Shares) under		
								Class X	Class Y	Total									Sub-Category (i)	Sub-Category (ii)	Sub-Category (iii)
	(B)	(III)	(IV)	(V)	(VI)	(VII)		(X)	(XI)	(XII)	(XIII)	(XIV)	(XV)	(XVI)	(XVII)	(XVIII)	(XIX)	(XX)	(XXI)		
(1)	Institutions (Domestic)																				
(a)	Mutual Funds	23	30752521	0	0	30752521	0.83	30752521	0	30752521	0.83	0	0.00	NA	NA	30752521	0	0	0		
(b)	Venture Capital Funds	0	0	0	0	0	0.00	0	0	0	0.00	0	0.00	NA	NA	0	0	0	0		
(c)	Alternate Investment Funds	1	4000	0	0	4000	0.00	4000	0	4000	0.00	0	0.00	NA	NA	4000	0	0	0		
(d)	Banks	17	34507	0	0	34507	0.00	34507	0	34507	0.00	0	0.00	NA	NA	20727	0	0	0		
(e)	Insurance Companies	9	362960513	0	0	362960513	9.76	362960513	0	362960513	9.76	0	0.00	NA	NA	362960513	0	0	0		
(f)	SFPE (SECURANCE CORPORATION OF INDIA) - President Funds/Pension Funds	2	335425534	0	0	335425534	9.02	335425534	0	335425534	9.02	0	0.00	NA	NA	335425534	0	0	0		
(g)	Asset Reconstruction Companies	0	0	0	0	0	0.00	0	0	0	0.00	0	0.00	NA	NA	0	0	0	0		
(h)	Sovereign Wealth Funds	0	0	0	0	0	0.00	0	0	0	0.00	0	0.00	NA	NA	0	0	0	0		
(i)	NBFCs Registered with RBI	12	41570	0	0	41570	0.00	41570	0	41570	0.00	0	0.00	NA	NA	41570	0	0	0		
(j)	Other Financial Institutions	0	0	0	0	0	0.00	0	0	0	0.00	0	0.00	NA	NA	0	0	0	0		
(k)	Any Other	0	0	0	0	0	0.00	0	0	0	0.00	0	0.00	NA	NA	0	0	0	0		
	Sub-Total (B)(1)	62	393793111	0	0	393793111	10.59	393793111	0	393793111	10.59	0	0.00	NA	NA	393771131	0	0	0		
(2)	Institutions (Foreign)																				
(a)	Foreign Direct Investment	0	0	0	0	0	0.00	0	0	0	0.00	0	0.00	NA	NA	0	0	0	0		
(b)	Foreign Venture Capital Investors	0	0	0	0	0	0.00	0	0	0	0.00	0	0.00	NA	NA	0	0	0	0		
(c)	Sovereign Wealth Funds	0	0	0	0	0	0.00	0	0	0	0.00	0	0.00	NA	NA	0	0	0	0		
(d)	Foreign Portfolio Investors Category I	525	270588689	0	0	270588689	7.28	270588689	0	270588689	7.28	0	0.00	NA	NA	270588689	0	0	0		
(e)	Foreign Portfolio Investors Category II	37	20109593	0	0	20109593	0.54	20109593	0	20109593	0.54	0	0.00	NA	NA	20109593	0	0	0		
(f)	Overseas Depositories (Holding DRs)(Balancing figure)	0	0	0	0	0	0.00	0	0	0	0.00	0	0.00	NA	NA	0	0	0	0		
(g)	Any Other	11	32234	0	0	32234	0.00	32234	0	32234	0.00	0	0.00	NA	NA	17754	0	0	0		
	FOREIGN INSTITUTIONAL INVESTORS	3	4840	0	0	4840	0.00	4840	0	4840	0.00	0	0.00	NA	NA	0	0	0	0		
	BANKS	8	27394	0	0	27394	0.00	27394	0	27394	0.00	0	0.00	NA	NA	17754	0	0	0		
	Sub-Total (B)(2)	573	290730516	0	0	290730516	7.82	290730516	0	290730516	7.82	0	0.00	NA	NA	290716036	0	0	0		
(3)	Central Government/State Government(s)																				
(a)	Central Government/President of India	0	0	0	0	0	0.00	0	0	0	0.00	0	0.00	NA	NA	0	0	0	0		
(b)	State Government/Governor	0	0	0	0	0	0.00	0	0	0	0.00	0	0.00	NA	NA	0	0	0	0		
(c)	Shareholding by Companies or Bodies Corporate where Central/ State Government is a promoter	2	2498000	0	0	2498000	0.07	2498000	0	2498000	0.07	0	0.00	NA	NA	2498000	0	0	0		
	Sub-Total (B)(3)	2	2498000	0	0	2498000	0.07	2498000	0	2498000	0.07	0	0.00	NA	NA	2498000	0	0	0		
(4)	Non-institutions																				
(a)	Associate Companies/ Subsidiaries	0	0	0	0	0	0.00	0	0	0	0.00	0	0.00	NA	NA	0	0	0	0		
(b)	Directors and their relatives (excluding independent directors and nominee directors)	2	113868	0	0	113868	0.00	113868	0	113868	0.00	0	0.00	NA	NA	113868	0	0	0		
(c)	Key Managerial Personnel	1	9925	0	0	9925	0.00	9925	0	9925	0.00	0	0.00	NA	NA	9925	0	0	0		
(d)	Relatives of promoters (other than 'immediate relatives' of promoters disclosed under 'Promoter and Promoter Group' category)	0	0	0	0	0	0.00	0	0	0	0.00	0	0.00	NA	NA	0	0	0	0		
(e)	Trusts where any person belonging to 'Promoter and Promoter Group' category is 'trustee', 'beneficiary', or 'author of the trust	0	0	0	0	0	0.00	0	0	0	0.00	0	0.00	NA	NA	0	0	0	0		
(f)	Investor Education and Protection Fund (IEPF)	1	5520454	0	0	5520454	0.15	5520454	0	5520454	0.15	0	0.00	NA	NA	5520454	0	0	0		
(g)	Resident Individuals holding nominal share capital up to Rs. 2 lakhs	1901429	499822839	0	0	499822839	13.45	499822839	0	499822839	13.45	0	0.00	NA	NA	49339516	0	0	0		
(h)	Resident Individuals holding nominal share capital in excess of Rs. 2 lakhs	29	9508330	0	0	9508330	0.26	9508330	0	9508330	0.26	0	0.00	NA	NA	9508330	0	0	0		
(i)	Non Resident Indians (NRIs)	17117	14858029	0	0	14858029	0.40	14858029	0	14858029	0.40	0	0.00	NA	NA	14797622	0	0	0		
(j)	Foreign Nationals	3	3109	0	0	3109	0.00	3109	0	3109	0.00	0	0.00	NA	NA	3109	0	0	0		
(k)	Foreign Companies	8	1692601	0	0	1692601	0.05	1692601	0	1692601	0.05	0	0.00	NA	NA	1692601	0	0	0		
(l)	Bodies Corporate	3152	109248874	0	0	109248874	2.94	109248874	0	109248874	2.94	0	0.00	NA	NA	108955599	0	0	0		
	PTE CABLES PRIVATE LIMITED	1	87149083	0	0	87149083	2.34	87149083	0	87149083	2.34	0	0.00	NA	NA	87149083	0	0	0		
(m)	Any Other	20410	18137450	0	0	18137450	0.49	18137450	0	18137450	0.49	0	0.00	0	0	18134694	0	0	0		
	CLEARING MEMBERS	38	1964923	0	0	1964923	0.05	1964923	0	1964923	0.05	0	0.00	NA	NA	1964923	0	0	0		
	H I F	20325	15453309	0	0	15453309	0.42	15453309	0	15453309	0.42	0	0.00	NA	NA	15453309	0	0	0		
	TRUSTS	47	719218	0	0	719218	0.02	719218	0	719218	0.02	0	0.00	NA	NA	716462	0	0	0		
	Sub-Total (B)(4)	1942152	658915479	0	0	658915479	17.73	658915479	0	658915479	17.73	0	0.00	NA	NA	652099628	0	0	0		
	Total Public Shareholding (B) = (B)(1)+(B)(2)+(B)(3)+(B)(4)	1942789	1345937106	0	0	1345937106	36.21	1345937106	0	1345937106	36.21	0	0.00	NA	NA	1339084795	0	0	0		

2,98,632 shares are under abeyance category, pending for allotment as they are subjudice and hence, does not form part of the listed share capital. For the said abeyance category, as and when the shares will be released from this category by Vedanta Limited (Demerged Entity), the same process shall be followed by the Resulting Company from time to time.

Details of the shareholders acting as persons in Concert including their Shareholding (No. and %):

S.No.	Name of PAC	% of shares
1	Naivedya Agarwal	0.00%
2	Jyoti Agarwal	0.00%
3	Shweta Agarwal	0.00%
4	Varun Mody	0.00%
5	Vividh Dhwani	0.00%
	Total:	0.00%

Details of Shares which remain unclaimed may be given here along with details such as number of shareholders, outstanding shares held in demat/unclaimed suspense account, voting rights which are frozen etc.:

S.No.	No. of Shareholders
1	451



*Handwritten signature/initials in blue ink.*



Table IV - Statement showing shareholding pattern of the Non Promoter - Non Public Shareholder

Category	Category & Name of the Shareholder	No. of Shareholders	No. of fully paid up equity shares held	No. of Partly paid-up equity shares held	No. of Shares Underlying Depository Receipts	Total No. of Shares Held (IV+V+VI)	Shareholding as a % of total no of shares (A+B+C2)	Number of Voting Rights held in each class of securities			No of Shares Underlying Outstanding convertible securities (Including Warrants)	Total Shareholding as a % assuming full conversion of convertible Securities (as a percentage of diluted share capital)	Number of Locked in Shares		Number of Shares pledged or otherwise encumbered		Number of equity shares held in dematerialized form	
								No of Voting Rights					Total as a % of (A+B+C)	No.	As a % of total Shares held	No.		As a % of total Shares held
								Class X	Class Y	Total								
	(I)	(II)	(III)	(IV)	(V)	(VI)	(VII)	(VIII)	(IX)	(X)	(XI)	(XII)	(XIII)	(XIV)	(XV)			
(1)	Custodian/DR Holder	0	0	0	0	0	0.00	0	0	0	0.00	0	0.00	0	0.00	NA	NA	0
(2)	Employee Benefit Trust / Employee Welfare Trust under SEBI (Share Based Employee Benefits and Sweat Equity) Regulations, 2021	1	2919184	0	0	2919184	0.08	2919184	0	2919184	0.08	0	0.08	0	0.00	NA	NA	2919184
	Total Non-Promoter-Non Public Shareholding (C) = [C1]+[C]2	1	2919184	0	0	2919184	0.08	2919184	0	2919184	0.08	0	0.08	0	0.00	NA	NA	2919184

Note: As per Regulation 3(3) of the SEBI (Share based Employee Benefits and Sweat Equity) Regulations, 2021 the voting rights of Vedanta Limited ESOS Trust are reserved

*Edush*



Table V - Significant Beneficial Owner

Sr. No.	Name	Details of the SBO			Details of the registered owner				Details of holding/ exercise of right of the SBO in the reporting company, whether					Date of creation / acquisition of significant beneficial interest
		Passport No. in case of a foreign national	Nationality	Nationality (Applicable in case of Any other is selected)	Name	Passport No. in case of a foreign national	Nationality	Nationality (Applicable in case of Any other is selected)	Whether by virtue of:					
									Shares	Voting rights	Rights on distributable dividend or any other distribution	Exercise of control	Exercise of significant influence	
1	Anil Kumar Agarwal	NA	India	NA	FINSIDER INTERNATIONAL COMPANY LIMITED		Any other	It is a Body Corporate in London	4.4			No	No	Effective Date as defined in the Scheme
		NA	India	NA	WELTER TRADING LIMITED		Any other	It is a Body Corporate in Cyprus	1.03			No	No	
		NA	India	NA	TWIN STAR HOLDINGS LIMITED		Any other	It is a Body Corporate in Mauritius	42.1			No	No	
		NA	India	NA	VEDANTA HOLDINGS MAURITIUS II LIMITED		Any other	It is a Body Corporate in Mauritius	13.26			No	No	
		NA	India	NA	VEDANTA HOLDINGS MAURITIUS LIMITED		Any other	It is a Body Corporate in Mauritius	2.89			No	No	
		NA	India	NA	VEDANTA NETHERLANDS INVESTMENTS B.V		Any other	It is a Body Corporate in Netherlands	0.04			No	No	

## Note:

- Malco Energy Limited shall be a majority-owned and controlled subsidiary of Vedanta Resources Limited ('VRL'). Vulcan Investments Limited ('Vulcan') and its subsidiary hold 100.0% of the share capital and 100.0% of the voting rights of VRL. Vulcan is a holding company, 100.0% beneficially owned and controlled by the Anil Agarwal Discretionary Trust ('Trust'). Conclave PTC Limited ('Conclave') is the trustee of the Trust and the sole registered shareholder of Vulcan. VRL's shares are beneficially owned by Vulcan which may be deemed to be beneficially owned by the Trust, of which Mr. Anil Agarwal is the protector and with effect from October 16, 2014, one of the beneficiaries.



*Handwritten signature: Anil Agarwal*

Table VI - Statement showing foreign ownership limits

	Board Approved Limits	Limits Utilized
As on shareholding date	100%	7.82%
As on the end of previous 1st quarter	100%	7.48%
As on the end of previous 2nd quarter	100%	7.88%
As on the end of previous 3rd quarter	100%	7.90%
As on the end of previous 4th quarter	100%	8.09%

Note: The limits set out above are based on the limits approved and utilized by Vedanta Limited (Demerged Entity) as on September 30, 2023

*Handwritten signature in blue ink*



**MALCO ENERGY LIMITED**  
**POST-ARRANGEMENT SHAREHOLDING PATTERN**

1. Name of Resulting Company 3: **MALCO ENERGY LIMITED**
2. Scrip Code/Name of Scrip/Class of Security: **NA/EQUITY SHARES (TO BE LISTED PURSUANT TO SCHEME)**
3. Share Holding Pattern Filed under: **Reg 31(1)(b)**
  - a. if under 31(1)(b) then indicate the report for quarter ending
  - b. if under 31(1)(c) then indicate date of allotment/extinguishment

*This is the Post-Arrangement Shareholding Pattern filed as per the requirements of Stock Exchanges prescribed in accordance with SEBI Master Circular dated June 20, 2023 relating to Scheme of Arrangement by Listed Entities. This Shareholding Pattern is based on the Shareholding data of Vedanta Limited (Demerged Entity) as on September 30, 2023*

4. Declaration:

	Particulars	YES*	NO*
a	Whether the Entity has issued any partly paid up shares		No
b	Whether the Entity has issued any Convertible Securities or Warrants?		No
c	Whether the Entity has any shares against which depository receipts are issued?		No
d	Whether the Entity has any shares in locked-in?		No
e	Whether any shares held by promoters are pledge or otherwise encumbered?		No
f	Whether the Entity has any significant beneficial owner?	Yes	

\*if the Entity selects the option 'NO' for the questions above, the columns for the partly paid up shares, Outstanding Convertible Securities/Warrants, depository receipts, locked-in shares, No of shares pledged or otherwise encumbered by promoters, as applicable, shall not be displayed at the time of dissemination on the Stock Exchange website. Also wherever there is 'No' declared by Entity in above table the values will be considered as 'Zero' by default on submission of the format of holding of specified securities.

5 The tabular format for disclosure of holding of specified securities is as follows:



  




Table 1 - Summary Statement holding of specified securities

Category	Category of Shareholder	No of Shareholders	No of fully paid up equity shares held	No of Partly paid-up equity shares held	No of Shares Underlying Depository Receipts	Total No of Shares Held (VII) = (IV)+(V)+(VI)	Shareholding as a % of total no of shares (As a % of (A+B+C2))	Number of Voting Rights held in each class of securities			No of Shares Underlying Outstanding convertible securities (Including Warrants)	Shareholding as a % assuming full conversion of convertible Securities (as a percentage of diluted share capital)	Number of Locked in Shares		Number of Shares pledged or otherwise encumbered		Number of equity shares held in dematerialized form
								Class X	Class Y	Total			No.	As a % of total Shares held	No.	As a % of total Shares held	
(I)	(II)	(III)	(IV)	(V)	(VI)	(VII)	(VIII)	(IX)	(X)	(XI)	(XII)	(XIII)	(XIV)				
(A)	Promoter & Promoter Group	10	2368349949	0	0	2368349949	63.71	2368349949	0	2368349949	63.71	0	0	0	0.00	2368349949	
(B)	Public	1942789	1345937106	0	0	1345937106	36.21	1345937106	0	1345937106	36.21	0	0	NA	NA	1339084795	
(C)	Non Promoter-Non Public																
(C1)	Shares underlying Dts	0	0	0	0	0	NA	0	0	0	0.00	0	0.00	NA	NA	0	
(C2)	Shares held by Employes Trusts	1	2919184	0	0	2919184	0.08	2919184	0	2919184	0.08	0	0	NA	NA	2919184	
	<b>Total:</b>	<b>1942800</b>	<b>3717206239</b>	<b>0</b>	<b>0</b>	<b>3717206239</b>	<b>100.00</b>	<b>3717206239</b>	<b>0</b>	<b>3717206239</b>	<b>100.00</b>	<b>0</b>	<b>0.00</b>	<b>0</b>	<b>0.00</b>	<b>3710353928</b>	



*[Handwritten signature]*

Table II - Statement showing shareholding pattern of the Promoter and Promoter Group

Category	Category & Name of the Shareholder	No of Shareholders	No of fully paid up equity shares held	No of Partly paid-up equity shares held	No of Shares Underlying Depository Receipts	Total No of Shares Held (IV+V+VI)	Shareholding as a % of total no of shares (calculated as per SCRR, 1957 (VIII) As a % of (A+B+C2)	Number of Voting Rights held in each class of securities			No of Shares Underlying Outstanding convertible securities (including Warrants)	Shareholding as a % assuming full conversion of convertible Securities (as a percentage of diluted share capital) (VII)+(X) As a % of (A+B+C2)	Number of Locked In Shares		Number of Shares pledged or otherwise encumbered		Number of equity shares held in dematerialized form	Shareholder type (Promoter/ Promoter Group)	
								No of Voting Rights					Total as a % of (A+B+C)	No.	As a % of total	No.			As a % of total Shares held
								Class X	Class Y	Total									
	(I)	(III)	(IV)	(V)	(VI)	(VII)	(VIII)	(IX)			(X)	(XI)	(XII)	(XIII)	(XIV)				
(1)	Indian																		
(a)	Individuals/Hindu undivided Family	4	160656	0	0	160656	0.00	160656	0	160656	0.00	0	0.00	0	0.00	0	0.00	160656	Promoter Group
	PRAVIN AGARWAL	1	18660	0	0	18660	0.00	18660	0	18660	0.00	0	0.00	0	0.00	0	0.00	18660	Promoter Group
	SUMAN DIDWANIA	1	87696	0	0	87696	0.00	87696	0	87696	0.00	0	0.00	0	0.00	0	0.00	87696	Promoter Group
	ANKIT AGARWAL	1	36300	0	0	36300	0.00	36300	0	36300	0.00	0	0.00	0	0.00	0	0.00	36300	Promoter Group
	SAKSHI MODY	1	18000	0	0	18000	0.00	18000	0	18000	0.00	0	0.00	0	0.00	0	0.00	18000	Promoter Group
	ANIL AGARWAL	0	0	0	0	0	0.00	0	0	0	0.00	0	0.00	0	0.00	0	0.00	0	Promoter
	VEDWATI AGARWAL	0	0	0	0	0	0.00	0	0	0	0.00	0	0.00	0	0.00	0	0.00	0	Promoter Group
	NAVIN AGARWAL	0	0	0	0	0	0.00	0	0	0	0.00	0	0.00	0	0.00	0	0.00	0	Promoter Group
	KIRAN AGARWAL	0	0	0	0	0	0.00	0	0	0	0.00	0	0.00	0	0.00	0	0.00	0	Promoter Group
	AGNIVESH AGARWAL	0	0	0	0	0	0.00	0	0	0	0.00	0	0.00	0	0.00	0	0.00	0	Promoter Group
	PRIYA AGARWAL	0	0	0	0	0	0.00	0	0	0	0.00	0	0.00	0	0.00	0	0.00	0	Promoter Group
	PRATIK AGARWAL	0	0	0	0	0	0.00	0	0	0	0.00	0	0.00	0	0.00	0	0.00	0	Promoter Group
(b)	Central Government/State Government(s)	0	0	0	0	0	0.00	0	0	0	0.00	0	0.00	0	0.00	0	0.00	0	
(c)	Financial Institutions/Banks	0	0	0	0	0	0.00	0	0	0	0.00	0	0.00	0	0.00	0	0.00	0	
(d)	Any Other	0	0	0	0	0	0.00	0	0	0	0.00	0	0.00	0	0.00	0	0.00	0	
	HARE KRISHNA PACKAGING PVT LIMITED	0	0	0	0	0	0.00	0	0	0	0.00	0	0.00	0	0.00	0	0.00	0	Promoter Group
	STERILITE METALS ROLLING MILLS PVT LIMITED	0	0	0	0	0	0.00	0	0	0	0.00	0	0.00	0	0.00	0	0.00	0	Promoter Group
	Sub-Total (A)(1)	4	160656	0	0	160656	0.00	160656	0	160656	0.00	0	0.00	0	0.00	0	0.00	160656	
(2)	Foreign																		
(a)	Individuals (Non-Resident Individuals/Foreign Individuals)	0	0	0	0	0	0.00	0	0	0	0.00	0	0.00	0	0.00	0	0.00	0	
(b)	Government	0	0	0	0	0	0.00	0	0	0	0.00	0	0.00	0	0.00	0	0.00	0	
(c)	Institutions	0	0	0	0	0	0.00	0	0	0	0.00	0	0.00	0	0.00	0	0.00	0	
(d)	Foreign Portfolio Investor	0	0	0	0	0	0.00	0	0	0	0.00	0	0.00	0	0.00	0	0.00	0	
(e)	Any Other	6	2368189293	0	0	2368189293	63.71	2368189293	0	2368189293	63.71	0	63.71	0	0.00	0	0.00	2368189293	Promoter Group
	WELTER TRADING LIMITED	1	38241056	0	0	38241056	1.03	38241056	0	38241056	1.03	0	1.03	0	0.00	0	0.00	38241056	Promoter Group
	FINSIDER INTERNATIONAL COMPANY LIMITED	1	163464540	0	0	163464540	4.40	163464540	0	163464540	4.40	0	4.40	0	0.00	0	0.00	163464540	Promoter
	TWIN STAR HOLDINGS LTD	1	1564805858	0	0	1564805858	42.10	1564805858	0	1564805858	42.10	0	42.10	0	0.00	0	0.00	1564805858	Promoter Group
	VEDANTA HOLDINGS MAURITIUS LIMITED	1	107342705	0	0	107342705	2.89	107342705	0	107342705	2.89	0	2.89	0	0.00	0	0.00	107342705	Promoter Group
	VEDANTA HOLDINGS MAURITIUS II LIMITED	1	492820420	0	0	492820420	13.26	492820420	0	492820420	13.26	0	13.26	0	0.00	0	0.00	492820420	Promoter Group
	VEDANTA NETHERLANDS INVESTMENTS B.V.	1	1514714	0	0	1514714	0.04	1514714	0	1514714	0.04	0	0.04	0	0.00	0	0.00	1514714	Promoter Group
	VEDANTA NETHERLANDS INVESTMENTS II B.V.	0	0	0	0	0	0.00	0	0	0	0.00	0	0.00	0	0.00	0	0.00	0	Promoter Group
	VEDANTA UK INVESTMENTS LIMITED	0	0	0	0	0	0.00	0	0	0	0.00	0	0.00	0	0.00	0	0.00	0	Promoter Group
	WESTGLOBE LIMITED	0	0	0	0	0	0.00	0	0	0	0.00	0	0.00	0	0.00	0	0.00	0	Promoter Group
	RICHTER HOLDING LIMITED, CYPRUS	0	0	0	0	0	0.00	0	0	0	0.00	0	0.00	0	0.00	0	0.00	0	Promoter Group
	VEDANTA RESOURCES CYPRUS LIMITED (VRCL, CYPRUS)	0	0	0	0	0	0.00	0	0	0	0.00	0	0.00	0	0.00	0	0.00	0	Promoter Group
	VEDANTA RESOURCES MAURITIUS LIMITED	0	0	0	0	0	0.00	0	0	0	0.00	0	0.00	0	0.00	0	0.00	0	Promoter Group
	VEDANTA RESOURCES HOLDINGS LIMITED (VRHL, UK)	0	0	0	0	0	0.00	0	0	0	0.00	0	0.00	0	0.00	0	0.00	0	Promoter Group
	VEDANTA FINANCE UK LIMITED (VFUL)	0	0	0	0	0	0.00	0	0	0	0.00	0	0.00	0	0.00	0	0.00	0	Promoter Group
	VEDANTA RESOURCES LIMITED, UK	0	0	0	0	0	0.00	0	0	0	0.00	0	0.00	0	0.00	0	0.00	0	Promoter Group
	VEDANTA HOLDINGS JERSEY LIMITED	0	0	0	0	0	0.00	0	0	0	0.00	0	0.00	0	0.00	0	0.00	0	Promoter Group
	VOLCAN INVESTMENTS CYPRUS LIMITED	0	0	0	0	0	0.00	0	0	0	0.00	0	0.00	0	0.00	0	0.00	0	Promoter Group
	VEDANTA RESOURCES FINANCE LIMITED	0	0	0	0	0	0.00	0	0	0	0.00	0	0.00	0	0.00	0	0.00	0	Promoter Group
	VEDANTA RESOURCES FINANCE II PLC	0	0	0	0	0	0.00	0	0	0	0.00	0	0.00	0	0.00	0	0.00	0	Promoter Group
	ANIL AGARWAL DISCRETIONARY TRUST	0	0	0	0	0	0.00	0	0	0	0.00	0	0.00	0	0.00	0	0.00	0	Promoter Group
	CONCLAVE PTC LIMITED	0	0	0	0	0	0.00	0	0	0	0.00	0	0.00	0	0.00	0	0.00	0	Promoter Group
	VOLCAN INVESTMENTS LIMITED	0	0	0	0	0	0.00	0	0	0	0.00	0	0.00	0	0.00	0	0.00	0	Promoter Group
	Sub-Total (A)(2)	6	2368189293	0	0	2368189293	63.71	2368189293	0	2368189293	63.71	0	63.71	0	0.00	0	0.00	2368189293	
	Total Shareholding of Promoter and Promoter Group (A)=(A)(1)+(A)(2)	10	2368349949	0	0	2368349949	63.71	2368349949	0	2368349949	63.71	0	63.71	0	0.00	0	0.00	2368349949	



*[Handwritten signature]*





Table IV - Statement showing shareholding pattern of the Non Promoter - Non Public Shareholder

Category	Category & Name of the Shareholder	No. of Shareholders	No. of fully paid up equity shares held	No. of Partly paid-up equity shares held	No. of Shares Underlying Depository Receipts	Total No. of Shares Held (IV+V+VI)	Shareholding as a % of total no of shares (A+B+C2)	Number of Voting Rights held in each class of securities			No of Shares Underlying Outstanding convertible securities (Including Warrants)	Total Shareholding as a % assuming full conversion of convertible Securities (as a percentage of diluted share capital)	Number of Locked In Shares		Number of Shares pledged or otherwise encumbered		Number of equity shares held in dematerialized form	
								No of Voting Rights					Total as a % of (A+B+C)	No.	As a % of total Shares held	No.		As a % of total Shares held
								Class X	Class Y	Total (IX)								
	(I)	(III)	(IV)	(V)	(VI)	(VII)	(VIII)			(X)	(XI)	(XII)	(XIII)	(XIV)				
(1)	Custodian/DR Holder	0	0	0	0	0	0.00	0	0	0	0.00	0	0.00	NA	NA	0		
(2)	Employee Benefit Trust / Employee Welfare Trust under SEBI (Share Based Employee Benefits and Sweat Equity) Regulations, 2021	1	2919184	0	0	2919184	0.08	2919184	0	2919184	0.08	0	0.08	NA	NA	2919184		
	<b>Total Non-Promoter-Non Public Shareholding (C) = (C1)+(C2)</b>	<b>1</b>	<b>2919184</b>	<b>0</b>	<b>0</b>	<b>2919184</b>	<b>0.08</b>	<b>2919184</b>	<b>0</b>	<b>2919184</b>	<b>0.08</b>	<b>0</b>	<b>0.08</b>	<b>NA</b>	<b>NA</b>	<b>2919184</b>		

Note: As per Regulation 3(5) of the SEBI (Share based Employee Benefits and Sweat Equity) Regulations, 2021 the voting rights of Vedanta Limited ESOS Trust are reserved



*[Handwritten signature]*



Table V - Significant Beneficial Owner

Sr. No.	Details of the SBO				Details of the registered owner				Details of holding/ exercise of right of the SBO in the reporting company, whether					Date of creation / acquisition of significant beneficial interest
	Name	Passport No. in case of a foreign national	Nationality	Nationality (Applicable in case of Any other is selected)	Name	Passport No. in case of a foreign national	Nationality	Nationality (Applicable in case of Any other is selected)	Whether by virtue of:					
									Shares	Voting rights	Rights on distributable dividend or any other distribution	Exercise of control	Exercise of significant influence	
1	Anil Kumar Agarwal	NA	India	NA	FINSIDER INTERNATIONAL COMPANY LIMITED		Any other	It is a Body Corporate in London	4.4			No	No	Effective Date as defined in the Scheme
		NA	India	NA	WELTER TRADING LIMITED		Any other	It is a Body Corporate in Cyprus	1.03			No	No	
		NA	India	NA	TWIN STAR HOLDINGS LIMITED		Any other	It is a Body Corporate in Mauritius	42.1			No	No	
		NA	India	NA	VEDANTA HOLDINGS MAURITIUS II LIMITED		Any other	It is a Body Corporate in Mauritius	13.26			No	No	
		NA	India	NA	VEDANTA HOLDINGS MAURITIUS LIMITED		Any other	It is a Body Corporate in Mauritius	2.89			No	No	
		NA	India	NA	VEDANTA NETHERLANDS INVESTMENTS B.V		Any other	It is a Body Corporate in Netherlands	0.04			No	No	

**Note:**

- Malco Energy Limited shall be a majority-owned and controlled subsidiary of Vedanta Resources Limited ('VRL'). Volcan Investments Limited ('Volcan') and its subsidiary hold 100.0% of the share capital and 100.0% of the voting rights of VRL. Volcan is a holding company, 100.0% beneficially owned and controlled by the Anil Agarwal Discretionary Trust ('Trust'). Conclave PTC Limited ('Conclave') is the trustee of the Trust and the sole registered shareholder of Volcan. VRL's shares are beneficially owned by Volcan which may be deemed to be beneficially owned by the Trust, of which Mr. Anil Agarwal is the protector and with effect from October 16, 2014, one of the beneficiaries.



*[Handwritten signature in blue ink]*

**Table VI - Statement showing foreign ownership limits**

	<b>Board Approved Limits</b>	<b>Limits Utilized</b>
As on shareholding date	100%	7.82%
As on the end of previous 1st quarter	100%	7.48%
As on the end of previous 2nd quarter	100%	7.88%
As on the end of previous 3rd quarter	100%	7.90%
As on the end of previous 4th quarter	100%	8.09%

**Note: The limits set out above are based on the limits approved and utilized by Vedanta Limited (Demerged Entity) as on September 30, 2023**



*[Handwritten signature in blue ink]*

**VEDANTA BASE METALS LIMITED**  
**PRE-ARRANGEMENT SHAREHOLDING PATTERN**

1. Name of Resulting Company 4: <b>VEDANTA BASE METALS LIMITED</b>			
2. Scrip Code/Name of Scrip/Class of Security: <b>NA/EQUITY SHARES (UNLISTED)</b>			
3. Share Holding Pattern Filed under: <b>Reg 31(1)(b)</b> a. if under 31(1)(b) then indicate the report for quarter ending b. if under 31(1)(c) then indicate date of allotment/extinguishment			
4. Declaration:			
	<b>Particulars</b>	<b>YES*</b>	<b>NO*</b>
a	Whether the Entity has issued any partly paid up shares		No
b	Whether the Entity has issued any Convertible Securities or Warrants?		No
c	Whether the Entity has any shares against which depository receipts are issued?		No
d	Whether the Entity has any shares in locked-in?		No
e	Whether any shares held by promoters are pledge or otherwise encumbered?		No
f	Whether the Entity has any significant beneficial owner?	Yes	
*if the Listed Entity selectes the option 'NO' for the questions above, the columns for the partly paid up shares, Outstanding Convertible Securities/Warrants, depository receipts, locked-in shares, No of shares pledged or otherwise encumbered by promoters, as applicable, shall not be displayed at the time of dissemination on the Stock Exchange website. Also wherever there is 'No' declared by Listed entity in above table the values will be considered as 'Zero' by default on submission of the format of holding of specified securities.			
5 The tabular format for disclosure of holding of specified securities is as follows:			

*[Handwritten signature]*



Table 1 - Summary Statement holding of specified securities

Category	Category of Shareholder	No of Shareholders	No of fully paid up equity shares held	No of Partly paid-up equity shares held	No of Shares Underlying Depository Receipts	Total No of Shares Held (VII) = (IV)+(V)+(VI)	Shareholding as a % of total no of shares (As a % of (A+B+C2))	Number of Voting Rights held in each class of securities			No of Shares Underlying Outstanding convertible securities (Including Warrants)	Shareholding as a % assuming full conversion of convertible Securities (as a percentage of diluted share capital)	Number of Locked in Shares		Number of Shares pledged or otherwise encumbered		Number of equity shares held in dematerialized form	
								No of Voting Rights		Total as a % of (A+B+C)			No.	As a % of total Shares held	No.	As a % of total Shares held		
								Class X	Class Y									Total
(I)	(II)	(III)	(IV)	(V)	(VI)	(VII)	(VIII)	(IX)			(X)	(XI)	(XII)		(XIII)	(XIV)		
(A)	Promoter & Promoter Group	7	100000	0	0	100000	100.00	100000	0	100000	100.00	0	100.00	0	0	0	0.00	100000
(B)	Public	0	0	0	0	0	0.00	0	0	0	0.00	0	0.00	0	0	NA	NA	0
(C)	Non Promoter-Non Public																	
(C1)	Shares underlying DRs	0	0	0	0	0	NA	0	0	0	0.00	0	NA	0	0.00	NA	NA	0
(C2)	Shares held by Employes Trusts	0	0	0	0	0	0.00	0	0	0	0.00	0	0.00	0	0	NA	NA	0
	<b>Total:</b>	<b>7</b>	<b>100000</b>	<b>0</b>	<b>0</b>	<b>100000</b>	<b>100.00</b>	<b>100000</b>	<b>0</b>	<b>100000</b>	<b>100.00</b>	<b>0</b>	<b>100.00</b>	<b>0</b>	<b>0.00</b>	<b>0</b>	<b>0.00</b>	<b>100000</b>

*[Handwritten signature]*





Table II - Statement showing shareholding pattern of the Promoter and Promoter Group

Category	Category & Name of the Shareholder	No of Shareholders	No of fully paid up equity shares held	No of Partly paid-up equity shares held	No of Shares Underlying Depository Receipts	Total No of Shares Held (IV+V+VI)	Shareholding as a % of total no of shares (calculated as per SCRR, 1957 (VIII) As a % of (A+B+C2)	Number of Voting Rights held in each class of securities			No of Shares Underlying Outstanding convertible securities (Including Warrants)	Shareholding as a % assuming full conversion of convertible Securities (as a percentage of diluted share capital) (VII)+(X) As a % of (A+B+C2)	Number of Locked in Shares		Number of Shares pledged or otherwise encumbered		Number of equity shares held in dematerialized form	Shareholder type (Promoter/Promoter Group)	
								No of Voting Rights					Total as a % of (A+B+C)	No.	As a % of total	No.			As a % of total Shares held
								Class X	Class Y	Total									
	(I)	(III)	(IV)	(V)	(VI)	(VII)	(VIII)	(IX)			(X)	(XI)	(XII)		(XIII)		(XIV)		
(1)	Indian																		
(a)	Individuals/Hindu undivided Family	0	0	0	0	0	0.00	0	0	0	0.00	0	0.00	0	0.00	0	0.00	0	0
(b)	Central Government/State Government(s)	0	0	0	0	0	0.00	0	0	0	0.00	0	0.00	0	0.00	0	0.00	0	0
(c)	Financial Institutions/Banks	0	0	0	0	0	0.00	0	0	0	0.00	0	0.00	0	0.00	0	0.00	0	0
(d)	Any Other	7	100000	0	0	100000	100.00	100000	0	100000	100.00	0	100.00	0	0.00	0	0.00	100000	
	VEDANTA LIMITED AND ITS NOMINEES	7	100000	0	0	100000	100.00	100000	0	100000	100.00	0	100.00	0	0.00	0	0.00	100000	Promoter
	Sub-Total (A)(1)	7	100000	0	0	100000	100.00	100000	0	100000	100.00	0	100.00	0	0.00	0	0.00	100000	
(2)	Foreign																		
(a)	Individuals (Non-Resident Individuals/Foreign Individuals)	0	0	0	0	0	0.00	0	0	0	0.00	0	0.00	0	0.00	0	0.00	0	0
(b)	Government	0	0	0	0	0	0.00	0	0	0	0.00	0	0.00	0	0.00	0	0.00	0	0
(c)	Institutions	0	0	0	0	0	0.00	0	0	0	0.00	0	0.00	0	0.00	0	0.00	0	0
(d)	Foreign Portfolio Investor	0	0	0	0	0	0.00	0	0	0	0.00	0	0.00	0	0.00	0	0.00	0	0
(e)	Any Other	0	0	0	0	0	0.00	0	0	0	0.00	0	0.00	0	0.00	0	0.00	0	0
	Sub-Total (A)(2)	0	0	0	0	0	0.00	0	0	0	0.00	0	0.00	0	0.00	0	0.00	0	0
	Total Shareholding of Promoter and Promoter Group (A)=(A)(1)+(A)(2)	7	100000	0	0	100000	100.00	100000	0	100000	100.00	0	100.00	0	0.00	0	0.00	100000	



*Handwritten signature*



Table IV - Statement showing shareholding pattern of the Non Promoter - Non Public Shareholder

Category	Category & Name of the Shareholder	No. of Shareholders	No. of fully paid up equity shares held	No. of Partly paid-up equity shares held	No. of Shares Underlying Depository Receipts	Total No. of Shares Held (IV+V+VI)	Shareholding as a % of total no of shares (A+B+C2)	Number of Voting Rights held in each class of securities			No of Shares Underlying Outstanding convertible securities (including Warrants)	Total Shareholding as a % assuming full conversion of convertible Securities (as a percentage of diluted share capital)	Number of Locked in Shares		Number of Shares pledged or otherwise encumbered		Number of equity shares held in dematerialized form
								No of Voting Rights		Total as a % of (A+B+C)			No.	As a % of total Shares held	No.	As a % of total Shares held	
								Class X	Class Y	Total							
	(I)	(III)	(IV)	(V)	(VI)	(VII)	(VIII)	(IX)	(X)	(XI)	(XII)	(XIII)	(XIV)				
(1)	Custodian/DR Holder	0	0	0	0	0	0.00	0	0	0	0.00	0	0.00	NA	NA	0	
(2)	Employee Benefit Trust / Employee Welfare Trust under SEBI (Share Based Employee Benefits and Sweat Equity) Regulations, 2021	0	0	0	0	0	0.00	0	0	0	0.00	0	0.00	NA	NA	0	
	<b>Total Non-Promoter-Non Public Shareholding (C) = (C)(1)+(C)(2)</b>	<b>0</b>	<b>0</b>	<b>0</b>	<b>0</b>	<b>0</b>	<b>0.00</b>	<b>0</b>	<b>0</b>	<b>0</b>	<b>0.00</b>	<b>0</b>	<b>0.00</b>	<b>NA</b>	<b>NA</b>	<b>0</b>	



*Handwritten signature or initials.*

Table V - Significant Beneficial Owner

Sr. No.	Details of the SBO				Details of the registered owner				Details of holding/ exercise of right of the SBO in the reporting company, whether					Date of creation / acquisition of significant beneficial interest
	Name	Passport No. in case of a foreign national	Nationality	Nationality (Applicable in case of Any other is selected)	Name	Passport No. in case of a foreign national	Nationality	Nationality (Applicable in case of Any other is selected)	Whether by virtue of:					
									Shares	Voting rights	Rights on distributable dividend or any other distribution	Exercise of control	Exercise of significant influence	
1	Anil Kumar Agarwal	NA	India	NA	VEDANTA LIMITED		India		100.00	100.00				17-10-2023

**Note:**  
 - Vedanta Base Metals Limited is a wholly owned subsidiary of Vedanta Limited which in turn is a majority-owned and controlled subsidiary of Vedanta Resources Limited ('VRL'). Volcan Investments Limited ('Volcan') and its subsidiary hold 100.0% of the share capital and 100.0% of the voting rights of VRL. Volcan is a holding company, 100.0% beneficially owned and controlled by the Anil Agarwal Discretionary Trust ('Trust'). Conclave PTC Limited ('Conclave') is the trustee of the Trust and the sole registered shareholder of Volcan. VRL's shares are beneficially owned by Volcan which may be deemed to be beneficially owned by the Trust, of which Mr. Anil Agarwal is the protector and with effect from October 16, 2014, one of the beneficiaries.





Table VI - Statement showing foreign ownership limits

	Board Approved Limits	Limits Utilized
As on shareholding date	NA	NA
As on the end of previous 1st quarter	NA	NA
As on the end of previous 2nd quarter	NA	NA
As on the end of previous 3rd quarter	NA	NA
As on the end of previous 4th quarter	NA	NA



**VEDANTA BASE METALS LIMITED  
POST-ARRANGEMENT SHAREHOLDING PATTERN**

1. Name of Resulting Company 4: **VEDANTA BASE METALS LIMITED**
2. Scrip Code/Name of Scrip/Class of Security: **NA/EQUITY SHARES (TO BE LISTED PURSUANT TO SCHEME)**
3. Share Holding Pattern Filed under: **Reg 31(1)(b)**
  - a. if under 31(1)(b) then indicate the report for quarter ending
  - b. if under 31(1)(c) then indicate date of allotment/extinguishment


***This is the Post-Arrangement Shareholding Pattern filed as per the requirements of Stock Exchanges prescribed in accordance with SEBI Master Circular dated June 20, 2023 relating to Scheme of Arrangement by Listed Entities. This Shareholding Pattern is based on the Shareholding data of Vedanta Limited (Demerged Entity) as on September 30, 2023***

4. Declaration:

	Particulars	YES*	NO*
a	Whether the Entity has issued any partly paid up shares		No
b	Whether the Entity has issued any Convertible Securities or Warrants?		No
c	Whether the Entity has any shares against which depository receipts are issued?		No
d	Whether the Entity has any shares in locked-in?		No
e	Whether any shares held by promoters are pledge or otherwise encumbered?		No
f	Whether the Entity has any significant beneficial owner?	Yes	

\*if the Entity selects the option 'NO' for the questions above, the columns for the partly paid up shares, Outstanding Convertible Securities/Warrants, depository receipts, locked-in shares, No of shares pledged or otherwise encumbered by promoters, as applicable, shall not be displayed at the time of dissemination on the Stock Exchange website. Also wherever there is 'No' declared by Entity in above table the values will be considered as 'Zero' by default on submission of the format of holding of specified securities.

5 The tabular format for disclosure of holding of specified securities is as follows:



A blue circular stamp with the text "Vedanta Base Metals Limited" and a star symbol. To the right of the stamp is a handwritten signature in blue ink.

Table I - Summary Statement holding of specified securities

Category	Category of Shareholder	No of Shareholders	No of fully paid up equity shares held	No of Partly paid-up equity shares held	No of Shares Underlying Depository Receipts	Total No of Shares Held (VII) = (IV)+(V)+(VI)	Shareholding as a % of total no of shares (As a % of (A+B+C2))	Number of Voting Rights held in each class of securities			No of Shares Underlying Outstanding convertible securities (Including Warrants)	Shareholding as a % assuming full conversion of convertible Securities (as a percentage of diluted share capital)	Number of Locked in Shares		Number of Shares pledged or otherwise encumbered		Number of equity shares held in dematerialized form	
								No of Voting Rights		Total as a % of (A+B+C)			No.	As a % of total Shares held	No.	As a % of total Shares held		
								Class X	Class Y									Total
(I)	(II)	(III)	(IV)	(V)	(VI)	(VII)	(VIII)	(IX)			(X)	(XI)	(XII)		(XIII)	(XIV)		
(A)	Promoter & Promoter Group	10	2368349949	0	0	2368349949	63.71	2368349949	0	2368349949	63.71	0	0	0	0	0.00	2368349949	
(B)	Public	1942789	1345937106	0	0	1345937106	36.21	1345937106	0	1345937106	36.21	0	0	0	NA	NA	1339084795	
(C)	Non Promoter-Non Public																	
(C1)	Shares underlying DRs	0	0	0	0	0	NA	0	0	0	0.00	0	0.00	NA	NA	0		
(C2)	Shares held by Employes Trusts	1	2919184	0	0	2919184	0.08	2919184	0	2919184	0.08	0	0	NA	NA	2919184		
	<b>Total:</b>	<b>1942800</b>	<b>3717206239</b>	<b>0</b>	<b>0</b>	<b>3717206239</b>	<b>100.00</b>	<b>3717206239</b>	<b>0</b>	<b>3717206239</b>	<b>100.00</b>	<b>0</b>	<b>0.00</b>	<b>0</b>	<b>0.00</b>	<b>0</b>	<b>0.00</b>	<b>3710353928</b>



Table II - Statement showing shareholding pattern of the Promoter and Promoter Group

Category	Category & Name of the Shareholder	No of Shareholders	No of fully paid up equity shares held	No of Partly paid-up equity shares held	No of Shares Underlying Depository Receipts	Total No of Shares Held (IV+V+VI)	Shareholding as a % of total no of shares (calculated as per SCRR, 1957 (VIII) As a % of (A+B+C2)	Number of Voting Rights held in each class of securities			No of Shares Underlying Outstanding convertible securities (Including Warrants)	Shareholding as a % assuming full conversion of convertible Securities (as a percentage of diluted share capital) (VII)+(X) As a % of (A+B+C2)	Number of Locked in Shares		Number of Shares pledged or otherwise encumbered		Number of equity shares held in dematerialized form	Shareholder type (Promoter/ Promoter Group)	
								No of Voting Rights		Total as a % of (A+B+C)			No.	As a % of total	No.	As a % of total Shares held			
								Class X	Class Y	Total									
(1)	(II)	(III)	(IV)	(V)	(VI)	(VII)	(VIII)	(IX)			(X)	(XI)	(XII)		(XIII)	(XIV)			
<b>(a)</b>	<b>Individuals/Hindu undivided Family</b>	<b>4</b>	<b>160656</b>	<b>0</b>	<b>0</b>	<b>160656</b>	<b>0.00</b>	<b>160656</b>	<b>0</b>	<b>160656</b>	<b>0.00</b>	<b>0</b>	<b>0.00</b>	<b>0</b>	<b>0.00</b>	<b>0</b>	<b>0.00</b>	<b>160656</b>	
	PRAVIN AGARWAL	1	18660	0	0	18660	0.00	18660	0	18660	0.00	0	0.00	0	0.00	0	0.00	18660	Promoter Group
	SUMAN DIDWANIA	1	87696	0	0	87696	0.00	87696	0	87696	0.00	0	0.00	0	0.00	0	0.00	87696	Promoter Group
	ANKIT AGARWAL	1	36300	0	0	36300	0.00	36300	0	36300	0.00	0	0.00	0	0.00	0	0.00	36300	Promoter Group
	SAKSHI MODY	1	18000	0	0	18000	0.00	18000	0	18000	0.00	0	0.00	0	0.00	0	0.00	18000	Promoter Group
	ANIL AGARWAL	0	0	0	0	0	0.00	0	0	0	0.00	0	0.00	0	0.00	0	0.00	0	Promoter
	VEDVATI AGARWAL	0	0	0	0	0	0.00	0	0	0	0.00	0	0.00	0	0.00	0	0.00	0	Promoter Group
	NAVIN AGARWAL	0	0	0	0	0	0.00	0	0	0	0.00	0	0.00	0	0.00	0	0.00	0	Promoter Group
	KIRAN AGARWAL	0	0	0	0	0	0.00	0	0	0	0.00	0	0.00	0	0.00	0	0.00	0	Promoter Group
	AGNIVESH AGARWAL	0	0	0	0	0	0.00	0	0	0	0.00	0	0.00	0	0.00	0	0.00	0	Promoter Group
	PRIYA AGARWAL	0	0	0	0	0	0.00	0	0	0	0.00	0	0.00	0	0.00	0	0.00	0	Promoter Group
	PRATIK AGARWAL	0	0	0	0	0	0.00	0	0	0	0.00	0	0.00	0	0.00	0	0.00	0	Promoter Group
<b>(b)</b>	<b>Central Government/State Government(s)</b>	<b>0</b>	<b>0</b>	<b>0</b>	<b>0</b>	<b>0</b>	<b>0.00</b>	<b>0</b>	<b>0</b>	<b>0</b>	<b>0.00</b>	<b>0</b>	<b>0.00</b>	<b>0</b>	<b>0.00</b>	<b>0</b>	<b>0.00</b>	<b>0</b>	
<b>(c)</b>	<b>Financial Institutions/Banks</b>	<b>0</b>	<b>0</b>	<b>0</b>	<b>0</b>	<b>0</b>	<b>0.00</b>	<b>0</b>	<b>0</b>	<b>0</b>	<b>0.00</b>	<b>0</b>	<b>0.00</b>	<b>0</b>	<b>0.00</b>	<b>0</b>	<b>0.00</b>	<b>0</b>	
<b>(d)</b>	<b>Any Other</b>	<b>0</b>	<b>0</b>	<b>0</b>	<b>0</b>	<b>0</b>	<b>0.00</b>	<b>0</b>	<b>0</b>	<b>0</b>	<b>0.00</b>	<b>0</b>	<b>0.00</b>	<b>0</b>	<b>0.00</b>	<b>0</b>	<b>0.00</b>	<b>0</b>	
	HARE KRISHNA PACKAGING PVT LIMITED	0	0	0	0	0	0.00	0	0	0	0.00	0	0.00	0	0.00	0	0.00	0	Promoter Group
	STERLITE METALS ROLLING MILLS PVT LIMITED	0	0	0	0	0	0.00	0	0	0	0.00	0	0.00	0	0.00	0	0.00	0	Promoter Group
	<b>Sub-Total (A)(1)</b>	<b>4</b>	<b>160656</b>	<b>0</b>	<b>0</b>	<b>160656</b>	<b>0.00</b>	<b>160656</b>	<b>0</b>	<b>160656</b>	<b>0.00</b>	<b>0</b>	<b>0.00</b>	<b>0</b>	<b>0.00</b>	<b>0</b>	<b>0.00</b>	<b>160656</b>	
<b>(2)</b>	<b>Foreign</b>																		
<b>(a)</b>	<b>Individuals (Non-Resident Individuals/Foreign Individuals)</b>	<b>0</b>	<b>0</b>	<b>0</b>	<b>0</b>	<b>0</b>	<b>0.00</b>	<b>0</b>	<b>0</b>	<b>0</b>	<b>0.00</b>	<b>0</b>	<b>0.00</b>	<b>0</b>	<b>0.00</b>	<b>0</b>	<b>0.00</b>	<b>0</b>	
<b>(b)</b>	<b>Government</b>	<b>0</b>	<b>0</b>	<b>0</b>	<b>0</b>	<b>0</b>	<b>0.00</b>	<b>0</b>	<b>0</b>	<b>0</b>	<b>0.00</b>	<b>0</b>	<b>0.00</b>	<b>0</b>	<b>0.00</b>	<b>0</b>	<b>0.00</b>	<b>0</b>	
<b>(c)</b>	<b>Institutions</b>	<b>0</b>	<b>0</b>	<b>0</b>	<b>0</b>	<b>0</b>	<b>0.00</b>	<b>0</b>	<b>0</b>	<b>0</b>	<b>0.00</b>	<b>0</b>	<b>0.00</b>	<b>0</b>	<b>0.00</b>	<b>0</b>	<b>0.00</b>	<b>0</b>	
<b>(d)</b>	<b>Foreign Portfolio Investor</b>	<b>0</b>	<b>0</b>	<b>0</b>	<b>0</b>	<b>0</b>	<b>0.00</b>	<b>0</b>	<b>0</b>	<b>0</b>	<b>0.00</b>	<b>0</b>	<b>0.00</b>	<b>0</b>	<b>0.00</b>	<b>0</b>	<b>0.00</b>	<b>0</b>	
<b>(e)</b>	<b>Any Other</b>	<b>6</b>	<b>2368189293</b>	<b>0</b>	<b>0</b>	<b>2368189293</b>	<b>63.71</b>	<b>2368189293</b>	<b>0</b>	<b>2368189293</b>	<b>63.71</b>	<b>0</b>	<b>0.00</b>	<b>0</b>	<b>0.00</b>	<b>0</b>	<b>0.00</b>	<b>2368189293</b>	
	WELTER TRADING LIMITED	1	38241056	0	0	38241056	1.03	38241056	0	38241056	1.03	0	0.00	0	0.00	0	0.00	38241056	Promoter Group
	FINSIDER INTERNATIONAL COMPANY LIMITED	1	163464540	0	0	163464540	4.40	163464540	0	163464540	4.40	0	0.00	0	0.00	0	0.00	163464540	Promoter
	TWIN STAR HOLDINGS LTD	1	1564805858	0	0	1564805858	42.10	1564805858	0	1564805858	42.10	0	0.00	0	0.00	0	0.00	1564805858	Promoter Group
	VEDANTA HOLDINGS MAURITIUS LIMITED	1	107342705	0	0	107342705	2.89	107342705	0	107342705	2.89	0	0.00	0	0.00	0	0.00	107342705	Promoter Group
	VEDANTA HOLDINGS MAURITIUS II LIMITED	1	492820420	0	0	492820420	13.26	492820420	0	492820420	13.26	0	0.00	0	0.00	0	0.00	492820420	Promoter Group
	VEDANTA NETHERLANDS INVESTMENTS B.V.	1	1514714	0	0	1514714	0.04	1514714	0	1514714	0.04	0	0.00	0	0.00	0	0.00	1514714	Promoter Group
	VEDANTA NETHERLANDS INVESTMENTS II B.V.	0	0	0	0	0	0.00	0	0	0	0.00	0	0.00	0	0.00	0	0.00	0	Promoter Group
	VEDANTA UK INVESTMENTS LIMITED	0	0	0	0	0	0.00	0	0	0	0.00	0	0.00	0	0.00	0	0.00	0	Promoter Group
	WESTGLOBE LIMITED	0	0	0	0	0	0.00	0	0	0	0.00	0	0.00	0	0.00	0	0.00	0	Promoter Group
	RICHTER HOLDING LIMITED, CYPRUS	0	0	0	0	0	0.00	0	0	0	0.00	0	0.00	0	0.00	0	0.00	0	Promoter Group
	VEDANTA RESOURCES CYPRUS LIMITED (VRCL, CYPRUS)	0	0	0	0	0	0.00	0	0	0	0.00	0	0.00	0	0.00	0	0.00	0	Promoter Group
	VEDANTA RESOURCES MAURITIUS LIMITED	0	0	0	0	0	0.00	0	0	0	0.00	0	0.00	0	0.00	0	0.00	0	Promoter Group
	VEDANTA RESOURCES HOLDINGS LIMITED (VRHL, UK)	0	0	0	0	0	0.00	0	0	0	0.00	0	0.00	0	0.00	0	0.00	0	Promoter Group
	VEDANTA FINANCE UK LIMITED (VFUL)	0	0	0	0	0	0.00	0	0	0	0.00	0	0.00	0	0.00	0	0.00	0	Promoter Group
	VEDANTA RESOURCES LIMITED, UK	0	0	0	0	0	0.00	0	0	0	0.00	0	0.00	0	0.00	0	0.00	0	Promoter Group
	VEDANTA HOLDINGS JERSEY LIMITED	0	0	0	0	0	0.00	0	0	0	0.00	0	0.00	0	0.00	0	0.00	0	Promoter Group
	VOLCAN INVESTMENTS CYPRUS LIMITED	0	0	0	0	0	0.00	0	0	0	0.00	0	0.00	0	0.00	0	0.00	0	Promoter Group
	VEDANTA RESOURCES FINANCE LIMITED	0	0	0	0	0	0.00	0	0	0	0.00	0	0.00	0	0.00	0	0.00	0	Promoter Group
	VEDANTA RESOURCES FINANCE II PLC	0	0	0	0	0	0.00	0	0	0	0.00	0	0.00	0	0.00	0	0.00	0	Promoter Group
	ANIL AGARWAL DISCRETIONARY TRUST	0	0	0	0	0	0.00	0	0	0	0.00	0	0.00	0	0.00	0	0.00	0	Promoter Group
	CONCLAVE PTC LIMITED	0	0	0	0	0	0.00	0	0	0	0.00	0	0.00	0	0.00	0	0.00	0	Promoter Group
	VOLCAN INVESTMENTS LIMITED	0	0	0	0	0	0.00	0	0	0	0.00	0	0.00	0	0.00	0	0.00	0	Promoter Group
	<b>Sub-Total (A)(2)</b>	<b>6</b>	<b>2368189293</b>	<b>0</b>	<b>0</b>	<b>2368189293</b>	<b>63.71</b>	<b>2368189293</b>	<b>0</b>	<b>2368189293</b>	<b>63.71</b>	<b>0</b>	<b>0.00</b>	<b>0</b>	<b>0.00</b>	<b>0</b>	<b>0.00</b>	<b>2368189293</b>	
	<b>Total Shareholding of Promoter and Promoter Group (A)=(A)(1)+(A)(2)</b>	<b>10</b>	<b>2368349949</b>	<b>0</b>	<b>0</b>	<b>2368349949</b>	<b>63.71</b>	<b>2368349949</b>	<b>0</b>	<b>2368349949</b>	<b>63.71</b>	<b>0</b>	<b>0.00</b>	<b>0</b>	<b>0.00</b>	<b>0</b>	<b>0.00</b>	<b>2368349949</b>	






Table III - Statement showing shareholding pattern of the Public shareholder

S. No.	Category & Name of the Shareholder	No of Shareholders	No of fully paid up equity shares held	No of Partly paid up equity shares held	No of Shares Underlying Depository Receipts	Total No of Shares Held (IV+V+VI)	Shareholding as a % of total no of shares (A+B+C2)	Number of Voting Rights held in each class of securities			No of Shares Underlying Outstanding convertible securities (Including Warrants)	Total Shareholding as a % assuming full conversion of convertible Securities (as a percentage of diluted share capital)	Number of Locked in Shares		Number of Shares pledged or otherwise encumbered		Number of equity shares held in dematerialized form	Sub-Categorization of Shares		
								No of Voting Rights		Total as a % of (A+B+C)			No.	As a % of total Shares held	No.	As a % of total Shares held		Shareholding (No. of Shares) under		
								Class X	Class Y	Total (IX)								(X)	(XI)	(XII)
(I)	(II)	(III)	(IV)	(V)	(VI)	(VII)	(VIII)	(IX)	(X)	(XI)	(XII)	(XIII)	(XIV)	(i)	(ii)	(iii)	(i)	(ii)	(iii)	
(1)	Institutions (Domestic)																			
(a)	Mutual Funds	23	30752521	0	0	30752521	0.83	30752521	0	30752521	0.83	0	0.00	NA	NA	30752521	0	0	0	0
(b)	Venture Capital Funds	0	0	0	0	0	0.00	0	0	0	0.00	0	0.00	NA	NA	0	0	0	0	0
(c)	Alternate Investment Funds	1	4000	0	0	4000	0.00	4000	0	4000	0.00	0	0.00	NA	NA	4000	0	0	0	0
(d)	Banks	17	34507	0	0	34507	0.00	34507	0	34507	0.00	0	0.00	NA	NA	20727	0	0	0	0
(e)	Insurance Companies	9	362960513	0	0	362960513	9.76	362960513	0	362960513	9.76	0	0.00	NA	NA	362952313	0	0	0	0
	LIFE INSURANCE CORPORATION OF INDIA	2	335425534	0	0	335425534	9.02	335425534	0	335425534	9.02	0	0.00	NA	NA	335424534	0	0	0	0
(f)	Provident Funds/Pension Funds	0	0	0	0	0	0.00	0	0	0	0.00	0	0.00	NA	NA	0	0	0	0	0
(g)	Asset Reconstruction Companies	0	0	0	0	0	0.00	0	0	0	0.00	0	0.00	NA	NA	0	0	0	0	0
(h)	Sovereign Wealth Funds	0	0	0	0	0	0.00	0	0	0	0.00	0	0.00	NA	NA	0	0	0	0	0
(i)	NBFCs Registered with RBI	12	41570	0	0	41570	0.00	41570	0	41570	0.00	0	0.00	NA	NA	41570	0	0	0	0
(j)	Other Financial Institutions	0	0	0	0	0	0.00	0	0	0	0.00	0	0.00	NA	NA	0	0	0	0	0
(k)	Any Other	0	0	0	0	0	0	0	0	0	0.00	0	0.00	NA	NA	0	0	0	0	0
	Sub-Total (B)(1)	62	393793111	0	0	393793111	10.59	393793111	0	393793111	10.59	0	0.00	NA	NA	393771131	0	0	0	0
(2)	Institutions (Foreign)																			
(a)	Foreign Direct Investment	0	0	0	0	0	0.00	0	0	0	0.00	0	0.00	NA	NA	0	0	0	0	0
(b)	Foreign Venture Capital Investors	0	0	0	0	0	0.00	0	0	0	0.00	0	0.00	NA	NA	0	0	0	0	0
(c)	Sovereign Wealth Funds	0	0	0	0	0	0.00	0	0	0	0.00	0	0.00	NA	NA	0	0	0	0	0
(d)	Foreign Portfolio Investors Category I	525	270588689	0	0	270588689	7.28	270588689	0	270588689	7.28	0	0.00	NA	NA	270588689	0	0	0	0
(e)	Foreign Portfolio Investors Category II	37	20109593	0	0	20109593	0.54	20109593	0	20109593	0.54	0	0.00	NA	NA	20109593	0	0	0	0
(f)	Overseas Depositories (Holding DRs)(Balancing figure)	0	0	0	0	0	0.00	0	0	0	0.00	0	0.00	NA	NA	0	0	0	0	0
(g)	Any Other	11	32234	0	0	32234	0.00	32234	0	32234	0.00	0	0.00	NA	NA	17754	0	0	0	0
	FOREIGN INSTITUTIONAL INVESTORS	3	4840	0	0	4840	0.00	4840	0	4840	0.00	0	0.00	NA	NA	0	0	0	0	0
	BANKS	8	27394	0	0	27394	0.00	27394	0	27394	0.00	0	0.00	NA	NA	17754	0	0	0	0
	Sub-Total (B)(2)	573	290730516	0	0	290730516	7.82	290730516	0	290730516	7.82	0	0.00	NA	NA	290716036	0	0	0	0
(3)	Central Government/State Government(s)																			
(a)	Central Government/President of India	0	0	0	0	0	0.00	0	0	0	0.00	0	0.00	NA	NA	0	0	0	0	0
(b)	State Government/ Governor	0	0	0	0	0	0.00	0	0	0	0.00	0	0.00	NA	NA	0	0	0	0	0
(c)	Shareholding by Companies or Bodies Corporate where Central/ State Government is a promoter	2	2498000	0	0	2498000	0.07	2498000	0	2498000	0.07	0	0.00	NA	NA	2498000	0	0	0	0
	Sub-Total (B)(3)	2	2498000	0	0	2498000	0.07	2498000	0	2498000	0.07	0	0.00	NA	NA	2498000	0	0	0	0
(4)	Non-Institutions																			
(a)	Associate Companies/ Subsidiaries	0	0	0	0	0	0.00	0	0	0	0.00	0	0.00	NA	NA	0	0	0	0	0
(b)	Directors and their relatives (excluding independent directors and nominee directors)	2	113868	0	0	113868	0.00	113868	0	113868	0.00	0	0.00	NA	NA	113868	0	0	0	0
(c)	Key Managerial Personnel	1	9925	0	0	9925	0.00	9925	0	9925	0.00	0	0.00	NA	NA	9925	0	0	0	0
(d)	Relatives of promoters (other than 'immediate relatives' of promoters disclosed under 'Promoter and Promoter Group' category)	0	0	0	0	0	0.00	0	0	0	0.00	0	0.00	NA	NA	0	0	0	0	0
(e)	Trusts where any person belonging to 'Promoter and Promoter Group' category is 'trustee', 'beneficiary', or 'author of the trust'	0	0	0	0	0	0.00	0	0	0	0.00	0	0.00	NA	NA	0	0	0	0	0
(f)	Investor Education and Protection Fund (IEPF)	1	5520454	0	0	5520454	0.15	5520454	0	5520454	0.15	0	0.00	NA	NA	5520454	0	0	0	0
(g)	Resident Individuals holding nominal share capital up to Rs. 2 lakhs	1901429	499822839	0	0	499822839	13.45	499822839	0	499822839	13.45	0	0.00	NA	NA	499359516	0	0	0	0
(h)	Resident Individuals holding nominal share capital in excess of Rs. 2 lakhs	29	9508330	0	0	9508330	0.26	9508330	0	9508330	0.26	0	0.00	NA	NA	9508330	0	0	0	0
(i)	Non Resident Indians (NRIs)	17117	14858029	0	0	14858029	0.40	14858029	0	14858029	0.40	0	0.00	NA	NA	14797622	0	0	0	0
(j)	Foreign Nationals	3	3109	0	0	3109	0.00	3109	0	3109	0.00	0	0.00	NA	NA	3109	0	0	0	0
(k)	Foreign Companies	8	1692601	0	0	1692601	0.05	1692601	0	1692601	0.05	0	0.00	NA	NA	1692601	0	0	0	0
(l)	Bodies Corporate	3152	109248874	0	0	109248874	2.94	109248874	0	109248874	2.94	0	0.00	NA	NA	108959509	0	0	0	0
	PTC CABLES PRIVATE LIMITED	1	87149083	0	0	87149083	2.34	87149083	0	87149083	2.34	0	0.00	NA	NA	87149083	0	0	0	0
(m)	Any Other	20410	18137450	0	0	18137450	0.49	18137450	0	18137450	0.49	0	0.00	0	0	18134694	0	0	0	0
	CLEARING MEMBERS	38	1964923	0	0	1964923	0.05	1964923	0	1964923	0.05	0	0.00	NA	NA	1964923	0	0	0	0
	H U F	20325	15453309	0	0	15453309	0.42	15453309	0	15453309	0.42	0	0.00	NA	NA	15453309	0	0	0	0
	TRUSTS	47	719218	0	0	719218	0.02	719218	0	719218	0.02	0	0.00	NA	NA	716462	0	0	0	0
	Sub-Total (B)(4)	1942152	658915479	0	0	658915479	17.73	658915479	0	658915479	17.73	0	0.00	NA	NA	652099628	0	0	0	0
	Total Public Shareholding (B) = (B)(1)+(B)(2)+(B)(3)+(B)(4)	1942789	1345937106	0	0	1345937106	36.21	1345937106	0	1345937106	36.21	0	0.00	NA	NA	1339084795	0	0	0	0

2,98,632 shares are under abeyance category, pending for allotment as they are subjudice and hence, does not form part of the listed share capital. For the said abeyance category, as and when the shares will be released from this category by Vedanta Limited (Demerged Entity), the same process shall be followed by the Resulting Company from time to time.

Details of the shareholders acting as persons in Concert including their Shareholding (No. and %):

S.No.	Name of PAC	No. of shares	% of shares
1	Naivedya Agarwal	81650	0.00%
2	Jyoti Agarwal	14000	0.00%
3	Shweta Agarwal	1350	0.00%
4	Varunn Mody	200	0.00%
5	Viraj Didwania	919	0.00%
	Total:	98119	0.00%

Details of Shares which remain unclaimed may be given here along with details such as number of shareholders, outstanding shares held in demat/unclaimed suspense account, voting rights which are frozen etc.:

S.No.	No. of Shareholders	No. of shares
1	451	4,59,616



**Table IV - Statement showing shareholding pattern of the Non Promoter - Non Public Shareholder**

Category	Category & Name of the Shareholder	No. of Shareholders	No. of fully paid up equity shares held	No. of Partly paid-up equity shares held	No. of Shares Underlying Depository Receipts	Total No. of Shares Held (IV+V+VI)	Shareholding as a % of total no of shares (A+B+C2)	Number of Voting Rights held in each class of securities			No of Shares Underlying Outstanding convertible securities (Including Warrants)	Total Shareholding as a % assuming full conversion of convertible Securities (as a percentage of diluted share capital)	Number of Locked in Shares		Number of Shares pledged or otherwise encumbered		Number of equity shares held in dematerialized form
								No of Voting Rights		Total as a % of (A+B+C)			No.	As a % of total Shares held	No.	As a % of total Shares held	
								Class X	Class Y	Total							
	(I)	(III)	(IV)	(V)	(VI)	(VII)	(VIII)	(IX)	(X)	(XI)	(XII)	(XIII)	(XIV)				
(1)	Custodian/DR Holder	0	0	0	0	0	0.00	0	0	0	0	0.00	0	0.00	NA	NA	0
(2)	Employee Benefit Trust / Employee Welfare Trust under SEBI (Share Based Employee Benefits and Sweat Equity) Regulations, 2021	1	2919184	0	0	2919184	0.08	2919184	0	2919184	0	0.08	0	0.00	NA	NA	2919184
	<b>Total Non-Promoter-Non Public Shareholding (C) = (C)(1)+(C)(2)</b>	<b>1</b>	<b>2919184</b>	<b>0</b>	<b>0</b>	<b>2919184</b>	<b>0.08</b>	<b>2919184</b>	<b>0</b>	<b>2919184</b>	<b>0</b>	<b>0.08</b>	<b>0</b>	<b>0.00</b>	<b>NA</b>	<b>NA</b>	<b>2919184</b>

Note: As per Regulation 3(5) of the SEBI(Share based Employee Benefits and Sweat Equity) Regulations, 2021 the voting rights of Vedanta Limited ESOS Trust are reserved



*[Handwritten signature]*

Table V - Significant Beneficial Owner

Sr. No.	Details of the SBO				Details of the registered owner				Details of holding/ exercise of right of the SBO in the reporting company, whether					Date of creation / acquisition of significant beneficial interest
	Name	Passport No. in case of a foreign national	Nationality	Nationality (Applicable in case of Any other is selected)	Name	Passport No. in case of a foreign national	Nationality	Nationality (Applicable in case of Any other is selected)	Whether by virtue of:					
									Shares	Voting rights	Rights on distributable dividend or any other distribution	Exercise of control	Exercise of significant influence	
1	Anil Kumar Agarwal	NA	India	NA	FINSIDER INTERNATIONAL COMPANY LIMITED		Any other	It is a Body Corporate in London	4.4			No	No	Effective Date as defined in the Scheme
		NA	India	NA	WELTER TRADING LIMITED		Any other	It is a Body Corporate in Cyprus	1.03			No	No	
		NA	India	NA	TWIN STAR HOLDINGS LIMITED		Any other	It is a Body Corporate in Mauritius	42.1			No	No	
		NA	India	NA	VEDANTA HOLDINGS MAURITIUS II LIMITED		Any other	It is a Body Corporate in Mauritius	13.26			No	No	
		NA	India	NA	VEDANTA HOLDINGS MAURITIUS LIMITED		Any other	It is a Body Corporate in Mauritius	2.89			No	No	
		NA	India	NA	VEDANTA NETHERLANDS INVESTMENTS B.V		Any other	It is a Body Corporate in Netherlands	0.04			No	No	

**Note:**

- Vedanta Base Metals Limited shall be a majority-owned and controlled subsidiary of Vedanta Resources Limited ('VRL'). Volcan Investments Limited ('Volcan') and its subsidiary hold 100.0% of the share capital and 100.0% of the voting rights of VRL. Volcan is a holding company, 100.0% beneficially owned and controlled by the Anil Agarwal Discretionary Trust ('Trust'). Conclave PTC Limited ('Conclave') is the trustee of the Trust and the sole registered shareholder of Volcan. VRL's shares are beneficially owned by Volcan which may be deemed to be beneficially owned by the Trust, of which Mr. Anil Agarwal is the protector and with effect from October 16, 2014, one of the beneficiaries.



**Table VI - Statement showing foreign ownership limits**

	<b>Board Approved Limits</b>	<b>Limits Utilized</b>
As on shareholding date	100%	7.82%
As on the end of previous 1st quarter	100%	7.48%
As on the end of previous 2nd quarter	100%	7.88%
As on the end of previous 3rd quarter	100%	7.90%
As on the end of previous 4th quarter	100%	8.09%

**Note: The limits set out above are based on the limits approved and utilized by Vedanta Limited (Demerged Entity) as on September 30, 2023**

*Handwritten signature*





**VEDANTA IRON AND STEEL LIMITED**  
**PRE-ARRANGEMENT SHAREHOLDING PATTERN**

1. Name of Resulting Company 5: **VEDANTA IRON AND STEEL LIMITED**
2. Scrip Code/Name of Scrip/Class of Security: **NA/EQUITY SHARES (UNLISTED)**
3. Share Holding Pattern Filed under: **Reg 31(1)(b)**
  - a. if under 31(1)(b) then indicate the report for quarter ending
  - b. if under 31(1)(c) then indicate date of allotment/extinguishment
4. Declaration:

	Particulars	YES*	NO*
a	Whether the Entity has issued any partly paid up shares		No
b	Whether the Entity has issued any Convertible Securities or Warrants?		No
c	Whether the Entity has any shares against which depository receipts are issued?		No
d	Whether the Entity has any shares in locked-in?		No
e	Whether any shares held by promoters are pledge or otherwise encumbered?		No
f	Whether the Entity has any significant beneficial owner?	Yes	

\*if the Listed Entity selects the option 'NO' for the questions above, the columns for the partly paid up shares, Outstanding Convertible Securities/Warrants, depository receipts, locked-in shares, No of shares pledged or otherwise encumbered by promoters, as applicable, shall not be displayed at the time of dissemination on the Stock Exchange website. Also wherever there is 'No' declared by Listed entity in above table the values will be considered as 'Zero' by default on submission of the format of holding of specified securities.

5. The tabular format for disclosure of holding of specified securities is as follows:

*Handwritten signature*




Table I - Summary Statement holding of specified securities

Category	Category of Shareholder	No of Shareholders	No of fully paid up equity shares held	No of Partly paid-up equity shares held	No of Shares Underlying Depository Receipts	Total No of Shares Held (VII) = (IV)+(V)+(VI)	Shareholding as a % of total no of shares (As a % of (A+B+C2))	Number of Voting Rights held in each class of securities			No of Shares Underlying Outstanding convertible securities (including Warrants)	Shareholding as a % assuming full conversion of convertible Securities (as a percentage of diluted share capital)	Number of Locked in Shares		Number of Shares pledged or otherwise encumbered		Number of equity shares held in dematerialised form	
								No of Voting Rights					Total as a % of (A+B+C)	No.	As a % of total Shares held	No.		As a % of total Shares held
								Class X	Class Y	Total								
(I)	(II)	(III)	(IV)	(V)	(VI)	(VII)	(VIII)	(IX)	(X)	(XI)	(XII)	(XIII)	(XIV)	(XV)	(XVI)	(XVII)	(XVIII)	
(A1)	Promoter & Promoter Group	7	100000	0	0	100000	100.00	100000	0	100000	100.00	0	100.00	0	0	0	0.00	100000
(B1)	Public	0	0	0	0	0	0.00	0	0	0	0.00	0	0.00	0	0	NA	NA	0
(C2)	Non Promoter-Non Public																	
(C1)	Shares underlying DRs	0	0	0	0	0	NA	0	0	0	0.00	0	NA	0	0.00	NA	NA	0
(C3)	Shares held by Employees' Trusts	0	0	0	0	0	0.00	0	0	0	0.00	0	0.00	0	0	NA	NA	0
	<b>Total:</b>	<b>7</b>	<b>100000</b>	<b>0</b>	<b>0</b>	<b>100000</b>	<b>100.00</b>	<b>100000</b>	<b>0</b>	<b>100000</b>	<b>100.00</b>	<b>0</b>	<b>100.00</b>	<b>0</b>	<b>0.00</b>	<b>0</b>	<b>0.00</b>	<b>100000</b>

*Li He*



Table II - Statement showing shareholding pattern of the Promoter and Promoter Group:

Category	Category & Name of the Shareholder	No of Shareholders	No of fully paid up equity shares held	No of Partly paid up equity shares held	No of Shares Underlying Depository Receipts	Total No of Shares Held (IV+V+VI)	Shareholding as a % of total no of shares (calculated as per SCRR, 1957 (VII) As a % of (A+B+C2)	Number of Voting Rights held in each class of securities			No of Shares Underlying Outstanding convertible securities (including Warrants)	Shareholding as a % assuming full conversion of convertible Securities (as a percentage of diluted share capital) (VII)×(X) As a % of (A+B+C2)	Number of Locked in Shares		Number of Shares pledged or otherwise encumbered		Number of equity shares held in dematerialized form	Shareholder type (Promoter/ Promoter Group)
								No of Voting Rights					Total as a % of (A+B+C)	No.	As a % of total	No.		
	(I)	(III)	(IV)	(V)	(VI)	(VII)	(VIII)	Class X	Class Y	Total (IX)		(X)	(XI)	(XII)	(XIII)	(XIV)		
	Indian																	
	Individuals/Hindu undivided Family	0	0	0	0	0	0.00	0	0	0	0.00	0	0.00	0	0.00	0	0.00	0
	Central Government/State Government(s)	0	0	0	0	0	0.00	0	0	0	0.00	0	0.00	0	0.00	0	0.00	0
	Financial Institutions/Banks	0	0	0	0	0	0.00	0	0	0	0.00	0	0.00	0	0.00	0	0.00	0
	Any Other	7	100000	0	0	100000	100.00	100000	0	100000	100.00	0	0.00	0	0.00	0	0.00	100000
	VEDANTA LIMITED AND ITS NOMINEES	7	100000	0	0	100000	100.00	100000	0	100000	100.00	0	0.00	0	0.00	0	0.00	100000
	Sub-Total (A)[1]	7	100000	0	0	100000	100.00	100000	0	100000	100.00	0	0.00	0	0.00	0	0.00	100000
	Foreign																	
	Individuals (Non-Resident Individuals/Foreign Individuals)	0	0	0	0	0	0.00	0	0	0	0.00	0	0.00	0	0.00	0	0.00	0
	Government	0	0	0	0	0	0.00	0	0	0	0.00	0	0.00	0	0.00	0	0.00	0
	Institutions	0	0	0	0	0	0.00	0	0	0	0.00	0	0.00	0	0.00	0	0.00	0
	Foreign Portfolio Investor	0	0	0	0	0	0.00	0	0	0	0.00	0	0.00	0	0.00	0	0.00	0
	Any Other	0	0	0	0	0	0.00	0	0	0	0.00	0	0.00	0	0.00	0	0.00	0
	Sub-Total (A)[2]	0	0	0	0	0	0.00	0	0	0	0.00	0	0.00	0	0.00	0	0.00	0
	Total Shareholding of Promoter and Promoter Group (A)=(A)[1]+(A)[2]	7	100000	0	0	100000	100.00	100000	0	100000	100.00	0	0.00	0	0.00	0	0.00	100000

*Handwritten signature*







Table IV - Statement showing shareholding pattern of the Non Promoter - Non Public Shareholder

Category	Category & Name of the Shareholder	No. of Shareholders	No. of fully paid up equity shares held	No. of Partly paid-up equity shares held	No. of Shares Underlying Depository Receipts	Total No. of Shares Held (IV+V+VI)	Shareholding as a % of total no of shares (A+B+C2)	Number of Voting Rights held in each class of securities			No of Shares Underlying Outstanding convertible securities (Including Warrants)	Total Shareholding as a % assuming full conversion of convertible Securities (as a percentage of diluted share capital)	Number of Locked in Shares		Number of Shares pledged or otherwise encumbered		Number of equity shares held in dematerialized form	
								No of Voting Rights					Total as a % of (A+B+C)	No.	As a % of total Shares held	No.		As a % of total Shares held
								Class X	Class Y	Total								
	(I)	(II)	(III)	(IV)	(V)	(VI)	(VII)	(VIII)	(IX)	(X)	(XI)	(XII)	(XIII)	(XIV)	(XV)			
	Custodian/DR Holder	0	0	0	0	0	0.00	0	0	0	0.00	0	0.00	0	0.00	NA	NA	0
	Employee Benefit Trust / Employee Welfare Trust under SEBI (Share Based Employee Benefits and Sweat Equity) Regulations, 2021	0	0	0	0	0	0.00	0	0	0	0.00	0	0.00	0	0.00	NA	NA	0
	<b>Total Non-Promoter-Non Public Shareholding (C) = (C1)+(C2)</b>	<b>0</b>	<b>0</b>	<b>0</b>	<b>0</b>	<b>0</b>	<b>0.00</b>	<b>0</b>	<b>0</b>	<b>0</b>	<b>0.00</b>	<b>0</b>	<b>0.00</b>	<b>0</b>	<b>0.00</b>	<b>NA</b>	<b>NA</b>	<b>0</b>

*Handwritten signature*



Table V - Significant Beneficial Owner

S. No.	Details of the SBO				Details of the registered owner				Details of holding/ exercise of right of the SBO in the reporting company, whether					Date of creation / acquisition of significant beneficial interest
	Name	Passport No. in case of a foreign national	Nationality	Nationality (Applicable in case of Any other is selected)	Name	Passport No. in case of a foreign national	Nationality	Nationality (Applicable in case of Any other is selected)	Whether by virtue of:					
									Shares	Voting rights	Rights on distributable dividend or any other distribution	Exercise of control	Exercise of significant influence	
* 1	Anil Kumar Agarwal	NA	India	NA	VEDANTA LIMITED		India		100.00	100.00				17-10-2023

Note:  
 Vedanta Iron and Steel Limited is a wholly owned subsidiary of Vedanta Limited which in turn is a majority-owned and controlled subsidiary of Vedanta Resources Limited ('VRL'). Vulcan Investments Limited ('Vulcan') and its subsidiary hold 100.0% of the share capital and 100.0% of the voting rights of VRL. Vulcan is a holding company, 100.0% beneficially owned and controlled by the Anil Agarwal Discretionary Trust ('Trust'). Conclave PTC Limited ('Conclave') is the trustee of the Trust and the sole registered shareholder of Vulcan. VRL's shares are beneficially owned by Vulcan which may be deemed to be beneficially owned by the Trust, of which Mr. Anil Agarwal is the protector and with effect from October 16, 2014, one of the beneficiaries.

*Anil Agarwal*



Table VI - Statement showing foreign ownership limits

	Board Approved Limits	Limits Utilized
As on shareholding date	NA	NA
As on the end of previous 1st quarter	NA	NA
As on the end of previous 2nd quarter	NA	NA
As on the end of previous 3rd quarter	NA	NA
As on the end of previous 4th quarter	NA	NA

*Prize*



**VEDANTA IRON AND STEEL LIMITED  
POST-ARRANGEMENT SHAREHOLDING PATTERN**

1. Name of Resulting Company 5: **VEDANTA IRON AND STEEL LIMITED**
2. Scrip Code/Name of Scrip/Class of Security: **NA/EQUITY SHARES (TO BE LISTED PURSUANT TO SCHEME)**
3. Share Holding Pattern Filed under: **Reg 31(1)(b)**
  - a. if under 31(1)(b) then indicate the report for quarter ending
  - b. if under 31(1)(c) then indicate date of allotment/extinguishment

*This is the Post-Arrangement Shareholding Pattern filed as per the requirements of Stock Exchanges prescribed in accordance with SEBI Master Circular dated June 20, 2023 relating to Scheme of Arrangement by Listed Entities. This Shareholding Pattern is based on the Shareholding data of Vedanta Limited (Demerged Entity) as on September 30, 2023*

4. Declaration:

	Particulars	YES*	NO*
a	Whether the Entity has issued any partly paid up shares		No
b	Whether the Entity has issued any Convertible Securities or Warrants?		No
c	Whether the Entity has any shares against which depository receipts are issued?		No
d	Whether the Entity has any shares in locked-in?		No
e	Whether any shares held by promoters are pledge or otherwise encumbered?		No
f	Whether the Entity has any significant beneficial owner?	Yes	

\*if the Entity selects the option 'NO' for the questions above, the columns for the partly paid up shares, Outstanding Convertible Securities/Warrants, depository receipts, locked-in shares, No of shares pledged or otherwise encumbered by promoters, as applicable, shall not be displayed at the time of dissemination on the Stock Exchange website. Also wherever there is 'No' declared by Entity in above table the values will be considered as 'Zero' by default on submission of the format of holding of specified securities.

5. The tabular format for disclosure of holding of specified securities is as follows:






Table 1 - Summary Statement holding of specified securities

Sl. No.	Category of Shareholder	No of Shareholders	No of fully paid up equity shares held	No of Partly paid-up equity shares held	No of Shares Underlying Depository Receipts	Total No of Shares Held (VII) = (IV)+(V)+(VI)	Shareholding as a % of total no of shares (As a % of (A+B+C2))	Number of Voting Rights held in each class of securities			No of Shares Underlying Outstanding convertible securities (including Warrants)	Shareholding as a % assuming full conversion of convertible Securities (as a percentage of diluted share capital)	Number of Locked In Shares		Number of Shares pledged or otherwise encumbered		Number of equity shares held in dematerialized form
								Class X	Class Y	Total			No.	As a % of total Shares held	No.	As a % of total Shares held	
(i)	(ii)	(iii)	(iv)	(v)	(vi)	(vii)	(viii)	(ix)	(x)	(xi)	(xii)	(xiii)	(xiv)	(xv)	(xvi)	(xvii)	
	Promoter & Promoter Group	10	2368349949	0	0	2368349949	63.71	2368349949	0	2368349949	63.71	0	0	0	0	0.00	2368349949
	Public	1942783	1345937106	0	0	1345937106	36.21	1345937106	0	1345937106	36.21	0	0	NA	NA	NA	1339084795
	Non Promoter-Non Public																
1	Shares underlying DRs	0	0	0	0	0	NA	0	0	0	0.00	0	0	0.00	NA	NA	0
1	Shares held by Employee Trusts	1	2919184	0	0	2919184	0.08	2919184	0	2919184	0.08	0	0	NA	NA	NA	2919184
	<b>Total:</b>	<b>1942800</b>	<b>3717206239</b>	<b>0</b>	<b>0</b>	<b>3717206239</b>	<b>100.00</b>	<b>3717206239</b>	<b>0</b>	<b>3717206239</b>	<b>100.00</b>	<b>0</b>	<b>0</b>	<b>0.00</b>	<b>0</b>	<b>0.00</b>	<b>3710353928</b>

*P. J. He*



Table II - Statement showing shareholding pattern of the Promoter and Promoter Group

Category	Category & Name of the Shareholder	No of Shareholders	No of fully paid up equity shares held	No of Partly paid up equity shares held	No of Shares Underlying Depository Receipts	Total No of Shares Held [IV+V+VI]	Shareholding as a % of total no of shares (calculated as per SCRR, 1957 (VIII) As a % of (A+B+C2)	Number of Voting Rights held in each class of securities			No of Shares Underlying Outstanding convertible securities (Including Warrants)	Shareholding as a % assuming full conversion of convertible Securities (as a percentage of diluted share capital) (VII)+(X) As a % of (A+B+C2)	Number of Locked in Shares		Number of Shares pledged or otherwise encumbered		Number of equity shares held in dematerialized form	Shareholder type (Promoter/ Promoter Group)
								Class X	Class Y	Total (IX)			No.	As a % of total	No.	As a % of total Shares held		
	(I)	(III)	(IV)	(V)	(VI)	(VII)	(VIII)	Class X	Class Y	Total (IX)	(X)	(XI)	(XII)	(XIII)	(XIV)			
(a)	Indian																	
	Individuals/Hindu undivided Family	4	160656	0	0	160656	0.00	160656	0	160656	0.00	0	0	0	0	0	160656	
	PRAVIN AGARWAL	1	18660	0	0	18660	0.00	18660	0	18660	0.00	0	0	0	0	0	18660	Promoter Group
	SUMAN DIXWANA	1	87696	0	0	87696	0.00	87696	0	87696	0.00	0	0	0	0	0	87696	Promoter Group
	ANKIT AGARWAL	1	36300	0	0	36300	0.00	36300	0	36300	0.00	0	0	0	0	0	36300	Promoter Group
	SAKSHI MODY	1	18000	0	0	18000	0.00	18000	0	18000	0.00	0	0	0	0	0	18000	Promoter Group
	ANIL AGARWAL	0	0	0	0	0	0.00	0	0	0	0.00	0	0	0	0	0	0	Promoter
	VEDVATI AGARWAL	0	0	0	0	0	0.00	0	0	0	0.00	0	0	0	0	0	0	Promoter Group
	NAVIN AGARWAL	0	0	0	0	0	0.00	0	0	0	0.00	0	0	0	0	0	0	Promoter Group
	KIRAN AGARWAL	0	0	0	0	0	0.00	0	0	0	0.00	0	0	0	0	0	0	Promoter Group
	AGNIVESH AGARWAL	0	0	0	0	0	0.00	0	0	0	0.00	0	0	0	0	0	0	Promoter Group
	PRIYA AGARWAL	0	0	0	0	0	0.00	0	0	0	0.00	0	0	0	0	0	0	Promoter Group
	PRATIK AGARWAL	0	0	0	0	0	0.00	0	0	0	0.00	0	0	0	0	0	0	Promoter Group
(b)	Central Government/State Government(s)	0	0	0	0	0	0.00	0	0	0	0.00	0	0	0	0	0	0	
(c)	Financial Institutions/Banks	0	0	0	0	0	0.00	0	0	0	0.00	0	0	0	0	0	0	
(d)	Any Other	0	0	0	0	0	0.00	0	0	0	0.00	0	0	0	0	0	0	
	HARE KRISHNA PACKAGING PVT LIMITED	0	0	0	0	0	0.00	0	0	0	0.00	0	0	0	0	0	0	Promoter Group
	STERLITE METALS ROLLING MILLS PVT LIMITED	0	0	0	0	0	0.00	0	0	0	0.00	0	0	0	0	0	0	Promoter Group
	Sub-Total (A)(1)	4	160656	0	0	160656	0.00	160656	0	160656	0.00	0	0	0	0	0	160656	
(2)	Foreign																	
(a)	Individuals (Non-Resident Individuals/Foreign Individuals)	0	0	0	0	0	0.00	0	0	0	0.00	0	0	0	0	0	0	
(b)	Government	0	0	0	0	0	0.00	0	0	0	0.00	0	0	0	0	0	0	
(c)	Institutions	0	0	0	0	0	0.00	0	0	0	0.00	0	0	0	0	0	0	
(d)	Foreign Portfolio Investor	0	0	0	0	0	0.00	0	0	0	0.00	0	0	0	0	0	0	
(e)	Any Other	6	2368189293	0	0	2368189293	63.71	2368189293	0	2368189293	63.71	0	0	0	0	0	2368189293	
	WELTER TRADING LIMITED	1	38241056	0	0	38241056	1.03	38241056	0	38241056	1.03	0	0	0	0	0	38241056	Promoter Group
	FINSIDER INTERNATIONAL COMPANY LIMITED	1	163464540	0	0	163464540	4.40	163464540	0	163464540	4.40	0	0	0	0	0	163464540	Promoter
	TWIN STAR HOLDINGS LTD	1	1564805858	0	0	1564805858	42.10	1564805858	0	1564805858	42.10	0	0	0	0	0	1564805858	Promoter Group
	VEDANTA HOLDINGS MAURITIUS LIMITED	1	107342705	0	0	107342705	2.89	107342705	0	107342705	2.89	0	0	0	0	0	107342705	Promoter Group
	VEDANTA HOLDINGS MAURITIUS II LIMITED	1	492820420	0	0	492820420	13.26	492820420	0	492820420	13.26	0	0	0	0	0	492820420	Promoter Group
	VEDANTA NETHERLANDS INVESTMENTS B.V.	1	1514714	0	0	1514714	0.04	1514714	0	1514714	0.04	0	0	0	0	0	1514714	Promoter Group
	VEDANTA NETHERLANDS INVESTMENTS II B.V.	0	0	0	0	0	0.00	0	0	0	0.00	0	0	0	0	0	0	Promoter Group
	VEDANTA UK INVESTMENTS LIMITED	0	0	0	0	0	0.00	0	0	0	0.00	0	0	0	0	0	0	Promoter Group
	WESTGLOBE LIMITED	0	0	0	0	0	0.00	0	0	0	0.00	0	0	0	0	0	0	Promoter Group
	RICHTER II HOLDING LIMITED, CYPRUS	0	0	0	0	0	0.00	0	0	0	0.00	0	0	0	0	0	0	Promoter Group
	VEDANTA RESOURCES CYPRUS LIMITED (VRCL, CYPRUS)	0	0	0	0	0	0.00	0	0	0	0.00	0	0	0	0	0	0	Promoter Group
	VEDANTA RESOURCES MAURITIUS LIMITED	0	0	0	0	0	0.00	0	0	0	0.00	0	0	0	0	0	0	Promoter Group
	VEDANTA RESOURCES HOLDINGS LIMITED (VRHL, UK)	0	0	0	0	0	0.00	0	0	0	0.00	0	0	0	0	0	0	Promoter Group
	VEDANTA FINANCE UK LIMITED (VFUL)	0	0	0	0	0	0.00	0	0	0	0.00	0	0	0	0	0	0	Promoter Group
	VEDANTA RESOURCES LIMITED, UK	0	0	0	0	0	0.00	0	0	0	0.00	0	0	0	0	0	0	Promoter Group
	VEDANTA HOLDINGS JERSEY LIMITED	0	0	0	0	0	0.00	0	0	0	0.00	0	0	0	0	0	0	Promoter Group
	VOLCAN INVESTMENTS CYPRUS LIMITED	0	0	0	0	0	0.00	0	0	0	0.00	0	0	0	0	0	0	Promoter Group
	VEDANTA RESOURCES FINANCE LIMITED	0	0	0	0	0	0.00	0	0	0	0.00	0	0	0	0	0	0	Promoter Group
	VEDANTA RESOURCES FINANCE II PLC	0	0	0	0	0	0.00	0	0	0	0.00	0	0	0	0	0	0	Promoter Group
	ANIL AGARWAL DISCRETIONARY TRUST	0	0	0	0	0	0.00	0	0	0	0.00	0	0	0	0	0	0	Promoter Group
	CONCLAVE PTC LIMITED	0	0	0	0	0	0.00	0	0	0	0.00	0	0	0	0	0	0	Promoter Group
	VOLCAN INVESTMENTS LIMITED	0	0	0	0	0	0.00	0	0	0	0.00	0	0	0	0	0	0	Promoter Group
	Sub-Total (A)(2)	6	2368189293	0	0	2368189293	63.71	2368189293	0	2368189293	63.71	0	0	0	0	0	2368189293	
	Total Shareholding of Promoter and Promoter Group																	
	(A)-(A)(1)+(A)(2)	10	2368349949	0	0	2368349949	63.71	2368349949	0	2368349949	63.71	0	0	0	0	0	2368349949	



*Handwritten signature*



Annexure II Statement showing shareholding pattern of the Public shareholder

Sl. No.	Category & Name of the Shareholder	No of Shareholders	No of fully paid up equity shares held	No of Partly paid up equity shares held	No of Shares Underlying Depository Receipts	Total No of Shares held (V+V+VI)	Shareholding as a % of total no of shares (A+B+C2)	Number of Voting Rights held in each class of securities			No of Shares Underlying Outstanding convertible securities (including Warrants)	Total Shareholding as a % assuming full conversion of convertible Securities (as a percentage of diluted share capital)	Number of Locked In Shares	Number of Shares pledged or otherwise encumbered		Number of equity shares held in dematerialized form	Sub-Categorization of Shares					
								No of Voting Rights						Total as a % of (A+B+C)	No.		As a % of total Shares held	No.	As a % of total Shares held	Shareholding (No. of Shares) under		
								Class X	Class Y	Total										Sub-Category (I)	Sub-Category (II)	Sub-Category (III)
	<b>Institutions (Domestic)</b>																					
	Mutual Funds	23	30752521	0	0	30752521	0.83	30752521	0	30752521	0.83	0	0.00	NA	NA	30752521	0	0	0			
	Venture Capital Funds	0	0	0	0	0	0.00	0	0	0.00	0	0.00	0	0.00	NA	NA	0	0	0			
	Alternate Investment Funds	1	4000	0	0	4000	0.00	4000	0	4000	0.00	0	0.00	NA	NA	4000	0	0	0			
	Banks	17	34507	0	0	34507	0.00	34507	0	34507	0.00	0	0.00	NA	NA	34507	0	0	0			
	Insurance Companies	9	362960513	0	0	362960513	9.76	362960513	0	362960513	9.76	0	0.00	NA	NA	362960513	0	0	0			
	LIFE INSURANCE CORPORATION OF INDIA	2	335425534	0	0	335425534	9.02	335425534	0	335425534	9.02	0	0.00	NA	NA	335425534	0	0	0			
	Provident Funds/Pension Funds	0	0	0	0	0	0.00	0	0	0.00	0	0.00	0	0.00	NA	NA	0	0	0			
	Asset Reconstruction Companies	0	0	0	0	0	0.00	0	0	0.00	0	0.00	0	0.00	NA	NA	0	0	0			
	Sovereign Wealth Funds	0	0	0	0	0	0.00	0	0	0.00	0	0.00	0	0.00	NA	NA	0	0	0			
	NPFCs Regulated with RBI	12	41570	0	0	41570	0.00	41570	0	41570	0.00	0	0.00	NA	NA	41570	0	0	0			
	Other Financial Institutions	0	0	0	0	0	0.00	0	0	0.00	0	0.00	0	0.00	NA	NA	0	0	0			
	Any Other	0	0	0	0	0	0.00	0	0	0.00	0	0.00	0	0.00	NA	NA	0	0	0			
	<b>Sub-Total (B)(1)</b>	<b>62</b>	<b>393793111</b>	<b>0</b>	<b>0</b>	<b>393793111</b>	<b>10.59</b>	<b>393793111</b>	<b>0</b>	<b>393793111</b>	<b>10.59</b>	<b>0</b>	<b>0.00</b>	<b>NA</b>	<b>NA</b>	<b>393771131</b>	<b>0</b>	<b>0</b>	<b>0</b>			
	<b>Institutions (Foreign)</b>																					
	Foreign Direct Investment	0	0	0	0	0	0.00	0	0	0.00	0	0.00	0	0.00	NA	NA	0	0	0			
	Foreign Venture Capital Investors	0	0	0	0	0	0.00	0	0	0.00	0	0.00	0	0.00	NA	NA	0	0	0			
	Sovereign Wealth Funds	0	0	0	0	0	0.00	0	0	0.00	0	0.00	0	0.00	NA	NA	0	0	0			
	Foreign Portfolio Investors Category I	525	270588689	0	0	270588689	7.28	270588689	0	270588689	7.28	0	0.00	NA	NA	270588689	0	0	0			
	Foreign Portfolio Investors Category II	37	20109593	0	0	20109593	0.54	20109593	0	20109593	0.54	0	0.00	NA	NA	20109593	0	0	0			
	Overseas Depositories (Holding DRs) (Balancing figure)	0	0	0	0	0	0.00	0	0	0.00	0	0.00	0	0.00	NA	NA	0	0	0			
	Any Other	11	32234	0	0	32234	0.00	32234	0	32234	0.00	0	0.00	NA	NA	17754	0	0	0			
	<b>FOREIGN INSTITUTIONAL INVESTORS</b>	<b>3</b>	<b>4840</b>	<b>0</b>	<b>0</b>	<b>4840</b>	<b>0.00</b>	<b>4840</b>	<b>0</b>	<b>4840</b>	<b>0.00</b>	<b>0</b>	<b>0.00</b>	<b>NA</b>	<b>NA</b>	<b>0</b>	<b>0</b>	<b>0</b>	<b>0</b>			
	<b>BANKS</b>	<b>8</b>	<b>27394</b>	<b>0</b>	<b>0</b>	<b>27394</b>	<b>0.00</b>	<b>27394</b>	<b>0</b>	<b>27394</b>	<b>0.00</b>	<b>0</b>	<b>0.00</b>	<b>NA</b>	<b>NA</b>	<b>17754</b>	<b>0</b>	<b>0</b>	<b>0</b>			
	<b>Sub-Total (B)(2)</b>	<b>573</b>	<b>290730516</b>	<b>0</b>	<b>0</b>	<b>290730516</b>	<b>7.82</b>	<b>290730516</b>	<b>0</b>	<b>290730516</b>	<b>7.82</b>	<b>0</b>	<b>0.00</b>	<b>NA</b>	<b>NA</b>	<b>290716036</b>	<b>0</b>	<b>0</b>	<b>0</b>			
	<b>Central Government/State Government(s)</b>																					
	Central Government/President of India	0	0	0	0	0	0.00	0	0	0.00	0	0.00	0	0.00	NA	NA	0	0	0			
	State Government/ Governor	0	0	0	0	0	0.00	0	0	0.00	0	0.00	0	0.00	NA	NA	0	0	0			
	Shareholding by Companies or Bodies Corporate where Central/ State Government is a promoter	2	2498000	0	0	2498000	0.07	2498000	0	2498000	0.07	0	0.00	NA	NA	2498000	0	0	0			
	<b>Sub-Total (B)(3)</b>	<b>2</b>	<b>2498000</b>	<b>0</b>	<b>0</b>	<b>2498000</b>	<b>0.07</b>	<b>2498000</b>	<b>0</b>	<b>2498000</b>	<b>0.07</b>	<b>0</b>	<b>0.00</b>	<b>NA</b>	<b>NA</b>	<b>2498000</b>	<b>0</b>	<b>0</b>	<b>0</b>			
	<b>Non-Institutions</b>																					
	Associate Companies/ Subsidiaries	0	0	0	0	0	0.00	0	0	0.00	0	0.00	0	0.00	NA	NA	0	0	0			
	Directors and their relatives (excluding Independent directors and nominee directors)	2	113868	0	0	113868	0.00	113868	0	113868	0.00	0	0.00	NA	NA	113868	0	0	0			
	Key Managerial Personnel	1	8925	0	0	8925	0.00	8925	0	8925	0.00	0	0.00	NA	NA	8925	0	0	0			
	Relatives of promoters (other than 'immediate relatives' of promoters disclosed under 'Promoter and Promoter Group' category)	0	0	0	0	0	0.00	0	0	0.00	0	0.00	0	0.00	NA	NA	0	0	0			
	Trusts where any person belonging to 'Promoter and Promoter Group' category is 'trustee', 'beneficiary', or 'author of the trust'	0	0	0	0	0	0.00	0	0	0.00	0	0.00	0	0.00	NA	NA	0	0	0			
	Investor Education and Protection Fund (IEPF)	1	5520454	0	0	5520454	0.15	5520454	0	5520454	0.15	0	0.00	NA	NA	5520454	0	0	0			
	Resident individuals holding nominal share capital up to Rs. 2 lakhs	1901429	499822839	0	0	499822839	13.45	499822839	0	499822839	13.45	0	0.00	NA	NA	499359536	0	0	0			
	Resident individuals holding nominal share capital in excess of Rs. 2 lakhs	29	9508330	0	0	9508330	0.26	9508330	0	9508330	0.26	0	0.00	NA	NA	9508330	0	0	0			
	Non-Resident Indians (NRIs)	17117	14858029	0	0	14858029	0.40	14858029	0	14858029	0.40	0	0.00	NA	NA	14793822	0	0	0			
	Foreign Nationals	3	3109	0	0	3109	0.00	3109	0	3109	0.00	0	0.00	NA	NA	3109	0	0	0			
	Foreign Companies	8	1692601	0	0	1692601	0.05	1692601	0	1692601	0.05	0	0.00	NA	NA	1692601	0	0	0			
	Bodies Corporate	8152	109248874	0	0	109248874	2.94	109248874	0	109248874	2.94	0	0.00	NA	NA	108959509	0	0	0			
	PFC CAREYS PRIVATE LIMITED	1	87149083	0	0	87149083	2.34	87149083	0	87149083	2.34	0	0.00	NA	NA	87149083	0	0	0			
	Any Other	20430	18137450	0	0	18137450	0.49	18137450	0	18137450	0.49	0	0.00	NA	NA	18134684	0	0	0			
	CLEARING MEMBERS	18	1564013	0	0	1564013	0.05	1564013	0	1564013	0.05	0	0.00	NA	NA	1564013	0	0	0			
	HUF	20325	15453329	0	0	15453329	0.42	15453329	0	15453329	0.42	0	0.00	NA	NA	15453329	0	0	0			
	TRUSTS	47	7192.8	0	0	7192.8	0.02	7192.8	0	7192.8	0.02	0	0.00	NA	NA	716482	0	0	0			
	<b>Sub-Total (B)(4)</b>	<b>18421549</b>	<b>658015479</b>	<b>0</b>	<b>0</b>	<b>658015479</b>	<b>17.73</b>	<b>658015479</b>	<b>0</b>	<b>658015479</b>	<b>17.73</b>	<b>0</b>	<b>0.00</b>	<b>NA</b>	<b>NA</b>	<b>652099620</b>	<b>0</b>	<b>0</b>	<b>0</b>			
	<b>Total Public Shareholding (B) = (B)(1)+(B)(2)+(B)(3)+(B)(4)</b>	<b>1942789</b>	<b>1345937106</b>	<b>0</b>	<b>0</b>	<b>1345937106</b>	<b>36.21</b>	<b>1345937106</b>	<b>0</b>	<b>1345937106</b>	<b>36.21</b>	<b>0</b>	<b>0.00</b>	<b>NA</b>	<b>NA</b>	<b>1340084795</b>	<b>0</b>	<b>0</b>	<b>0</b>			

Notes: Shares are under abeyance category, pending for allotment as they are subject and hence, does not form part of the listed share capital. For the said abeyance category, as and when the shares will be released from this category by Vedanta Limited (Demerged Entity), the same process shall be followed by the Resulting Company from time to time.

Annexure III The shareholders acting as persons in Concert including their Shareholding (No. and %)

Sl. No.	Name of PAC	No. of shares	% of shares
1.	Nalvendra Agarwal	81650	0.00%
2.	Ryati Agarwal	14000	0.00%
3.	Shweta Agarwal	1350	0.00%
4.	Varuna Modi	200	0.00%
5.	Vinai Didiwala	919	0.00%
	<b>Total</b>	<b>98119</b>	<b>0.00%</b>

Annexure IV Shares which remain unclaimed may be given here along with details such as number of shareholders, outstanding shares held in demat/unclaimed suspense account, voting rights which are frozen etc.

Sl. No.	No. of Shareholders	No. of shares
	451	4,59,616

*Handwritten signature*



Table IV - Statement showing shareholding pattern of the Non Promoter - Non Public Shareholder

Category	Category & Name of the Shareholder	No. of Shareholders	No. of fully paid up equity shares held	No. of Partly paid-up equity shares held	No. of Shares Underlying Depository Receipts	Total No. of Shares Held (IV+V+VI)	Shareholding as a % of total no of shares (A+B+C2)	Number of Voting Rights held in each class of securities			No of Shares Underlying Outstanding convertible securities (including Warrants)	Total Shareholding as a % assuming full conversion of convertible Securities (as a percentage of diluted share capital)	Number of Locked in Shares		Number of Shares pledged or otherwise encumbered		Number of equity shares held in dematerialized form	
								No of Voting Rights					Total as a % of (A+B+C)	No.	As a % of total Shares held	No.		As a % of total Shares held
								Class X	Class Y	Total								
	(I)	(III)	(IV)	(V)	(VI)	(VII)	(VIII)	(IX)	(X)	(XI)	(XII)	(XIII)	(XIV)					
(1)	Custodian/DH Holder Employee Benefit Trust / Employee Welfare Trust under SEBI (Share Based Employee Benefits and Sweat Equity) Regulations, 2021	0	0	0	0	0	0.00	0	0	0	0.00	0	0.00	NA	NA	0		
(2)		1	2919184	0	0	2919184	0.08	2919184	0	2919184	0.08	0	0.00	NA	NA	2919184		
	Total Non-Promoter-Non Public Shareholding (C) = (C1)+(C2)	1	2919184	0	0	2919184	0.08	2919184	0	2919184	0.08	0	0.00	NA	NA	2919184		

Note: As per Regulation 3(5) of the SEBI (Share based Employee Benefits and Sweat Equity) Regulations, 2021 the voting rights of Vedanta Limited ESOS Trust are reserved

*Handwritten signature*





Table V - Significant Beneficial Owner

Sr. No.	Details of the SBO				Details of the registered owner				Details of holding/ exercise of right of the SBO in the reporting company, whether					Date of creation / acquisition of significant beneficial interest
	Name	Passport No. in case of a foreign national	Nationality	Nationality (Applicable in case of Any other is selected)	Name	Passport No. in case of a foreign national	Nationality	Nationality (Applicable in case of Any other is selected)	Whether by virtue of:					
									Shares	Voting rights	Rights on distributable dividend or any other distribution	Exercise of control	Exercise of significant influence	
Anil Kumar Agarwal	NA	India	NA	FINSIDER INTERNATIONAL COMPANY LIMITED		Any other	It is a Body Corporate in London	4.4			No	No	Effective Date as defined in the Scheme	
	NA	India	NA	WELTER TRADING LIMITED		Any other	It is a Body Corporate in Cyprus	1.03			No	No		
	NA	India	NA	TWIN STAR HOLDINGS LIMITED		Any other	It is a Body Corporate in Mauritius	42.1			No	No		
	NA	India	NA	VEDANTA HOLDINGS MAURITIUS II LIMITED		Any other	It is a Body Corporate in Mauritius	13.26			No	No		
	NA	India	NA	VEDANTA HOLDINGS MAURITIUS LIMITED		Any other	It is a Body Corporate in Mauritius	2.89			No	No		
	NA	India	NA	VEDANTA NETHERLANDS INVESTMENTS B.V		Any other	It is a Body Corporate in Netherlands	0.04			No	No		

Notes:

- Vedanta Iron and Steel Limited shall be a majority-owned and controlled subsidiary of Vedanta Resources Limited ('VRL'). Vulcan Investments Limited ('Vulcan') and its subsidiary hold 100.0% of the share capital and 100.0% of the voting rights of VRL. Vulcan is a holding company, 100.0% beneficially owned and controlled by the Anil Agarwal Discretionary Trust ('Trust'). Conclave PTC Limited ('Conclave') is the trustee of the Trust and the sole registered shareholder of Vulcan. VRL's shares are beneficially owned by Vulcan which may be deemed to be beneficially owned by the Trust, of which Mr. Anil Agarwal is the protector and with effect from October 16, 2014, one of the beneficiaries.

*Anil*



**Table VI - Statement showing foreign ownership limits.**

	<b>Board Approved Limits</b>	<b>Limits Utilized</b>
As on shareholding date	100%	7.82%
As on the end of previous 1st quarter	100%	7.48%
As on the end of previous 2nd quarter	100%	7.88%
As on the end of previous 3rd quarter	100%	7.90%
As on the end of previous 4th quarter	100%	8.09%

**Note: The limits set out above are based on the limits approved and utilized by Vedanta Limited (Demerged Entity) as on September 30, 2023**

*Li 26*

