



(1)(a) STATEMENT SHOWING SHAREHOLDING PATTERN IN CLAUSE-35			
NAME OF THE COMPANY: SESA GOA LIMITED		Name of the Scrip:	
SCRIP CODE:	500295		
Class of Security:			
QUARTER ENDED:	31/12/2011		
		As a % of total no. of partly paid-up shares	As a % of total no. of shares of the Company.
Partly paid-up shares	No. of partly paid-up shares		
Held by promoter/promoter group	0	0	0
Held by Public	0	0	0
Total:	0	0	0
		As a % of total no. of shares of the Company assuming full conversion of the convertible securities	
Outstanding convertible securities:	No. of outstanding securities	As a % of total no. of outstanding convertible securities.	
Held by promoter/promoter group	0	0	0
Held by Public	0	0	0
Total:	0	0	0
		As a % of total no. of shares of the Company, assuming full conversion of warrants	
Warrants:	No. of warrants	As a % of total no. of warrants	
Held by promoter/promoter group	0	0	0
Held by Public	0	0	0
Total:	0	0	0
Total paid-up capital of the Company, assuming full conversion of warrants and convertible securities	869101423	0	100.00



CATEGORY CODE	CATEGORY OF SHAREHOLDER	NO OF SHAREHOLDERS (III)	TOTAL NUMBER OF SHARES (IV)	NO OF SHARES HELD IN DEMATERIALIZED FORM (V)	TOTAL SHAREHOLDING AS A % OF TOTAL NO OF SHARES		SHARES PLEDGE OR OTHERWISE ENCUMBERED	
					AS a PERCENTAGE of (A+B) (VI)	As a PERCENTAGE of (A+B+C) (VII)	NUMBER OF SHARES (VIII)	AS a PERCENTAGE (IX)=(VIII)/(IV)* 100
(I)	(II)							
(A)	PROMOTER AND PROMOTER GROUP							
(1)	INDIAN							
(a)	Individual /HUF	0	0	0	0.00	0.00	0	0.00
(b)	Central Government/State Government(s)	0	0	0	0.00	0.00	0	0.00
(c)	Bodies Corporate	0	0	0	0.00	0.00	0	0.00
(d)	Financial Institutions / Banks	0	0	0	0.00	0.00	0	0.00
(e)	Others	0	0	0	0.00	0.00	0	0.00
	Sub-Total A(1) :	0	0	0	0.00	0.00	0	0.00
(2)	FOREIGN							
(a)	Individuals (NRIs/Foreign Individuals)	0	0	0	0.00	0.00	0	0.00
(b)	Bodies Corporate	3	479113619	479113619	55.13	55.13	0	0.00
(c)	Institutions	0	0	0	0.00	0.00	0	0.00
(d)	Others	0	0	0	0.00	0.00	0	0.00
	Sub-Total A(2) :	3	479113619	479113619	55.13	55.13	0	0.00
	Total A=A(1)+A(2)	3	479113619	479113619	55.13	55.13	0	0.00
(B)	PUBLIC SHAREHOLDING							
(1)	INSTITUTIONS							
(a)	Mutual Funds /UTI	62	11235616	11231536	1.29	1.29		
(b)	Financial Institutions /Banks	50	14942456	14913736	1.72	1.72		
(c)	Central Government / State Government(s)	0	0	0	0.00	0.00		
(d)	Venture Capital Funds	0	0	0	0.00	0.00		
(e)	Insurance Companies	5	19213543	19109543	2.21	2.21		
(f)	Foreign Institutional Investors	322	214372025	214363225	24.67	24.67		
(g)	Foreign Venture Capital Investors	0	0	0	0.00	0.00		
(h)	Others	0	0	0	0.00	0.00		
	Sub-Total B(1) :	439	259763640	259618040	29.89	29.89		



CATEGORY CODE	CATEGORY OF SHAREHOLDER	NO OF SHAREHOLDERS (iii)	TOTAL NUMBER OF SHARES (iv)	NO OF SHARES HELD IN DEMATERIALIZED FORM (v)	TOTAL SHAREHOLDING AS A % OF TOTAL NO OF SHARES			SHARES PLEDGE OR OTHERWISE ENCUMBERED	
					AS a PERCENTAGE of (A+B) (vi)	As a PERCENTAGE of (A+B+C) (vii)	NUMBER OF SHARES (viii)	AS a PERCENTAGE (ix)=[(viii)/(iv)*100	
(1)	(ii) NON-INSTITUTIONS								
(2)	Bodies Corporate	2390	19023228	17674120	2.19	2.19			
(a)	Individuals								
(b)	(i) Individuals holding nominal share capital upto Rs.1 lakh	270904	103255002	82735737	11.88	11.88			
	(ii) Individuals holding nominal share capital in excess of Rs.1 lakh	13	4445125	4445125	0.51	0.51			
(c)	Others								
	NON RESIDENT INDIANS	3535	2186644	2126080	0.25	0.25			
	CLEARING MEMBERS	315	676188	676188	0.08	0.08			
	TRUSTS	19	629683	627603	0.07	0.07			
	OVERSEAS CORPORATE BODIES	1	500	500	0.00	0.00			
	FOREIGN BODIES	2	7794	7794	0.00	0.00			
	Sub-Total B(2) :	277179	130224164	108293147	14.98	14.98			
	Total B=B(1)+B(2) :	277618	389987804	367911187	44.87	44.87			
	Total (A+B) :	277621	869101423	847024806	100.00	100.00			
(C)	Shares held by custodians, against which Depository Receipts have been issued								
(1)	Promoter and Promoter Group	0	0	0	0.00	0.00			
(2)	Public								
	GRAND TOTAL (A+B+C) :	277621	869101423	847024806	100.00	100.00	0	0.00	0.00




SESA GOA LIMITED


C. D. CHINTIS

SECRETARY & AVP-LEGAL

Statement showing holding of securities (including shares, warrants, convertible securities) of persons belonging to the category "Promoter and Promoter Group"													
Sr. No	Name of the Shareholder	Details of Shares held			Encumbered shares (*)			Details of Warrants			Details of convertible securities		Total Shares (including underlying shares assuming full conversion of warrants and convertible securities) as a % of diluted share capital
		No. of Shares held (III)	As a % of grand total (A)+(B)+(C) (IV)	Pledge Shares (V)	AS a percentage (VI)=(V)/(III)*100 (VII)	AS a % of grand total (A) + (B) + (C) of sub-clause (I)(a) (VIII)	Number of warrants held (VIII)	As a % total number of warrants of the same class (IX)	Number of convertible securities held (X)	As a % total number of convertible securities of the same class (XI)	(XII)		
1	FINSIDER INTERNATIONAL COMPANY LIMITED	401496480	46.20	0	0.00	0	0.00	0	0.00	0	0.00	0.00	
2	WESTGLOBE LIMITED	44343139	5.10	0	0.00	0	0.00	0	0.00	0	0.00	0.00	
3	TWINSTAR HOLDINGS LIMITED	33274000	3.83	0	0.00	0	0.00	0	0.00	0	0.00	0.00	
TOTAL :		479113619	55.13	0	0.00	0	0.00	0	0.00	0	0.00	0.00	



Statement showing holding of securities (including shares, warrants, convertible securities) of persons belonging to the category "Public" and holding more than 1% of the total number of shares						
Sr.No.	Name of the shareholder	Number of shares held	Shares as a percentage of total number of shares (i.e., Grant total (A)+(B)+(C) indicated in Statement at para (I)(a) above)	Details of warrants		Total shares (including underlying shares assuming full conversion of warrants and convertible securities) as a % of diluted share capital)
				Number of warrants held	As a % total number of warrants of the same class	
				Number of convertible securities held	% w.r.t total number of convertible securities of the same class	
1	FRANKLIN TEMPLETON INVESTMENT FUNDS	85073669	9.79	0	0.00	0.00
2	TEMPLETON EMERGING MARKETS INVESTMENT TRUST PLC	20990989	2.42	0	0.00	0.00
TOTAL :				106064658	0	0.00




(i)(c)(iii) Statement showing holding of securities (including shares, warrants, convertible securities) of persons (together with PAC) belonging to the category "Public" and holding more than 5% of the total number of shares of the company


Sr.No.	Name(s) of the shareholder(s) and the Persons Acting in Concert (PAC) with them	Number of shares held	Shares as a percentage of total number of shares (i.e., Grant total (A)+(B)+(C) indicated in Statement at para (i)(a) above)	Details of warrants		Details of convertible securities		Total shares (including underlying shares assuming full conversion of warrants and convertible securities) as a % of diluted share capital)
				Number of warrants held	As a % total number of warrants of the same class	Number of convertible securities held	% w.r.t total number of convertible securities of the same class	
	TOTAL :	0	0.00	0	0.00	0	0.00	0.00



STATEMENT SHOWING DETAILS OF LOCKED-IN SHARES"			
(I)(d)			
SLNO	NAME OF THE SHAREHOLDER	CAT. CODE	NO OF SHARES
			PERCENTAGE
1	TWINSTAR HOLDINGS LIMITED	FPR	33274000
			3.83
	TOTAL :		33274000
			3.83



STATEMENT SHOWING DETAILS OF DEPOSITORY RECEIPTS (DRS)			
(ii)(a)			
Sr.No.	Type of outstanding DR (ADRs,GDRs,SDRs,etc.)	Number of outstanding DRS	Number of shares underlying outstanding DRS
		0	0
TOTAL :		0	0



Statement showing Holding of Depository Receipts (DRs), where underlying shares held by "Promoter/Promoter group" are in excess of 1% of the total number shares.				
(II)(b)		Type of outstanding DR (ADRs,GDRs,SDRs, etc.)	Number of shares underlying outstanding DRs	Shares underlying outstanding DRs as a percentage of total number of shares (i.e., Grand Total (A)+(B)+(C) indicated in Statement at para(I)(a) above)
Sr.No.	Name of the DR Holder			
	TOTAL :		0	0

